




perry hope
partners

PUBLISHING OF NEWSPAPERS AND PERIODICALS

SUBSCRIPTIONS AND SALES - GENERAL NEWSPAPERS

Germany Services Forecast (ISIC5813)

2016 edition



PUBLISHING OF NEWSPAPERS AND PERIODICALS

Germany Products Forecast (ISIC5813)

SUBSCRIPTIONS AND SALES - GENERAL NEWSPAPERS

User's Guide

Perry/Hope Partners publishes annual reports for our customers that provide 1) the most accurate industry forecasts, 2) the most timely industry estimates and 3) the most complete company data. Our customers use our publications for their own research, such as SWOT analyses, industry/company risk analyses, market sizing, market segmentation and supply/demand analyses. Some customers also use our publications for forecasting and planning for the next few years, such as budgeting, expansion plans, capital investing plans and sales/marketing campaigns. We hope you will find our publications useful for these efforts and we welcome your feedback and questions.

Liability Disclosure

Perry Hope Partners Will Not Be Liable to You or any Third Party For any Direct, indirect, Punitive, incidental, Special, Consequential Damages (including Damages Relating to Lost Profits, Lost Data or Loss of Goodwill) or any Damages Whatsoever That Result from Your Use of or inability to Use the Site or Services. this Limitation Applies Whether the Alleged Liability Is Based On Contract, tort, Negligence, Strict Liability, or any Other Legal theory, And Even If Perry Hope Partners Has Been Advised of the Possibility of Such Damage. this Waiver Applies, Without Limitation, to any Damages or injury Arising from any Failure of Performance, Error, Omission, interruption, Deletion, Defect, Delay in Operation or Transmission, Computer Virus, File Corruption, Communication-Line Failure, Network or System Outage, or theft, Destruction, Unauthorized Access to, Alteration of, or Use of any Record. You Specifically Acknowledge And Agree That Each of the Perry Hope Partners Parties Shall Not Be Liable For any Defamatory, offensive or Illegal Conduct of any User of the Site or Other Service.

Copyright Disclosure

Your use of Perry Hope Partners publications shall be limited solely to your personal use and/or the company you represent. The publications contain material that is derived in whole or in part from material supplied and owned by Perry Hope Partners. As between Perry Hope Partners and You, Perry Hope Partners owns all right, title and interest in and to the copyrights, trademarks, service marks, trade names, and all other intellectual and proprietary rights throughout the world associated with the Content. You acknowledge Perry Hope Partners's valid intellectual and proprietary property rights in the Content and that your use is limited to the access, viewing and downloading of Content, all solely as authorized by Perry Hope Partners. Nothing in these Terms of Service shall be deemed to convey to you any right, title or interest in or to the Content or to any portion thereof except for the limited rights expressly granted herein.

Terms of Use Disclosure

You may use the Content solely for your personal use and/or the company you represent. You may not either directly or through the use of any personal computer, browser, laptop, tablet, mobile phone or other device (each a "device") or other means remove, alter, bypass, avoid, interfere with, or circumvent (i) any copyright, trademark, or other proprietary notices marked on the Content, or (ii) any digital rights management mechanism, device, or other content protection or access control measure associated with the Content. You may not either directly or through the use of any device or other means copy, download, stream, reproduce, duplicate, archive, distribute, upload, publish, modify, translate, broadcast, perform, display, sell, transmit or retransmit the Content unless expressly permitted by Perry Hope Partners in writing. You may not incorporate Content into, or stream or retransmit the Content via, any hardware or software application or make the Content available via frames or in-line links, and you may not otherwise surround or obfuscate the Content with any third party content, materials or branding. You may also not use any software robots, spider, crawlers, or other data gathering or extraction tools, whether automated or manual, to access, acquire, copy, monitor, scrape or aggregate Content. You may not build a business, in whole or in part, resell, redistribute or recirculate or make any other commercial use of, or create derivative works or materials utilizing any portion of the Content, whether or not for profit.

PUBLISHING OF NEWSPAPERS AND PERIODICALS

Germany Products Forecast (ISIC5813)

SUBSCRIPTIONS AND SALES - GENERAL NEWSPAPERS

Table of Contents

Industry Definitions

Industry Section Definition

Industry Division Definition

Industry Class Definition

Country National Trends

Gross Domestic Product (Currency-Millions)

Gross Domestic Product (% Change)

Gross Domestic Product (Millions US Dollars-Largest Countries)

Gross Domestic Product (% Change-Largest Countries)

Government Debts, Deficits and Tax Revenue (Totals and % Change)

Inflation and Per Capita (Totals and % Change)

Government Debts, Deficits and Tax Revenue (Totals-Largest Countries)

Inflation and Per Capita (Totals-Largest Countries)

Exports of Goods and Services

Imports of Goods and Services

Unemployment Rate (Largest Countries)

Part-Time Employment and Labor Force Participation (Largest Countries)

Unemployment and Labor Force Participation

Population (Total and Change)

Country Industry Trends

Enterprises, Establishments & Product Sales Trends

Non-Employer Establishments

Total Product Sales (Millions) by Exchange Rate

Industry Trends (Product Sales & Establishments) (CHART)

2015 Employee Size of Establishment Breakouts

Country Industry Regional Data

2015 Industry Product Sales (Mill. Euros) (Projected)

2015 Industry Product Sales (Mill. US\$) (Projected)

Appendix/Methodology

PUBLISHING OF NEWSPAPERS AND PERIODICALS

Germany Products Forecast (ISIC5813)

SUBSCRIPTIONS AND SALES - GENERAL NEWSPAPERS

Industry Section Definition

This section includes the production and distribution of information and cultural products, the provision of the means to transmit or distribute these products, as well as data or communications, information technology activities.

Industry Division Definition

This division includes the publishing of books, brochures, leaflets, dictionaries, encyclopaedias, atlases, maps and charts; publishing of newspapers, journals and periodicals; directory and mailing list and other publishing.

Industry Class Definition

Publishing of newspapers, journals and periodicals

PUBLISHING OF NEWSPAPERS AND PERIODICALS

Germany Products Forecast (ISIC5813)

SUBSCRIPTIONS AND SALES - GENERAL NEWSPAPERS

The Gross Domestic Product (GDP) in Germany was 2,903,790 million Euros in 2014. This was a change of 6.1 percentage from 2013. Perry/Hope Partners projects the GDP will change by 1.9 percent in 2015, 2.0 percent in 2016 and 2.3 percent in 2017 (in Euros).

Gross Domestic Product (Currency-Millions)

	Euros	US\$	
2006	2,313,900	2,902,749	
2007	2,428,500	3,323,810	
2008	2,473,800	3,623,688	
2009	2,374,200	3,298,218	
2010	2,495,000	3,304,439	
2011	2,609,900	3,628,110	
2012	2,666,400	3,425,956	
2013	2,737,600	3,634,823	
2014	2,903,790	3,852,556	
2015	2,960,000	--	
2016	3,020,000	--	
2017	3,090,000	--	

*GDP is not forecasted in US Dollars or Local Currency

Source: WorldBank

Gross Domestic Product (% Change)

	Euros	US\$	
2009	-4.0%	-9.0%	
2010	5.1%	0.2%	
2011	4.6%	9.8%	
2012	2.2%	-5.6%	
2013	2.7%	6.1%	
2014	6.1%	6.0%	
2015	1.9%	--	
2016	2.0%	--	
2017	2.3%	--	

*GDP is not forecasted in US Dollars or Local Currency

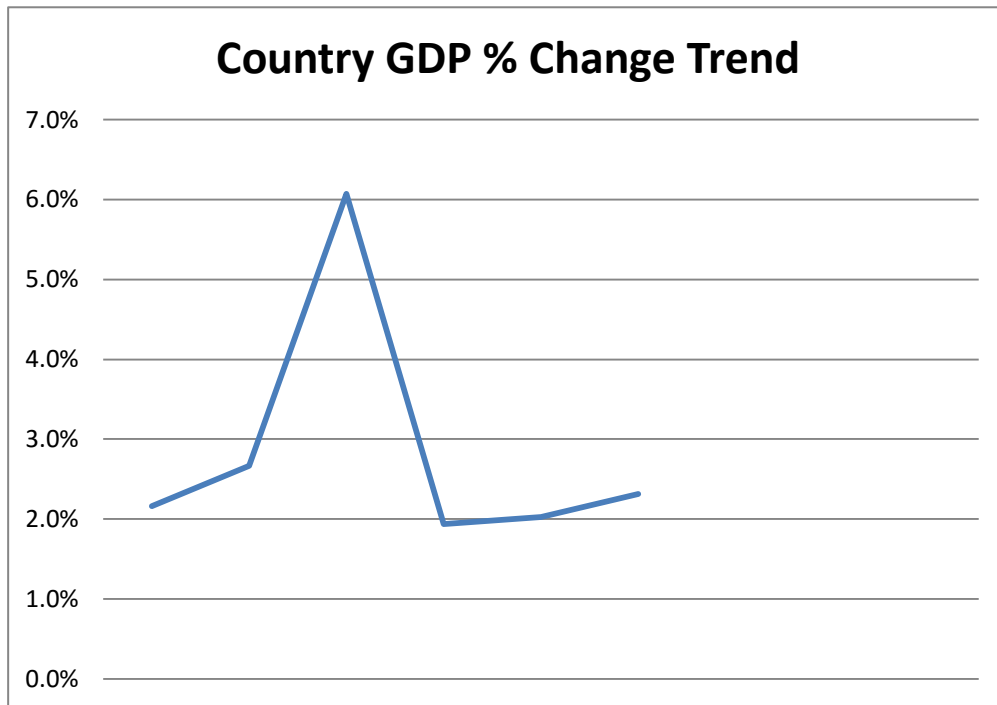
Source: WorldBank

PUBLISHING OF NEWSPAPERS AND PERIODICALS

Germany Products Forecast (ISIC5813)

SUBSCRIPTIONS AND SALES - GENERAL NEWSPAPERS

Gross Domestic Product (% Change)



PUBLISHING OF NEWSPAPERS AND PERIODICALS

Germany Products Forecast (ISIC5813)

SUBSCRIPTIONS AND SALES - GENERAL NEWSPAPERS

The Economic Performance of the largest world countries can be measured by the percentage change in Gross Domestic Production from year to year. The range in GDP change from 2013 to 2014 was a low of -0.4 percent to a high of 7.4 percent. The median GDP change was 2.4 for 2013-2014.

Gross Domestic Product (Millions U.S. Dollars-Largest Countries)

	2012	2013	2014
United States	16,163,158	16,768,053	17,419,000
China	8,461,623	9,490,603	10,360,105
Japan	5,954,477	4,919,563	4,601,461
Germany	3,533,242	3,730,261	3,852,556
France	2,681,416	2,810,249	2,829,192
United Kingdom	2,614,946	2,678,173	2,941,886
Brazil	2,413,174	2,392,095	2,346,118
Italy	2,075,221	2,136,948	2,144,338
India	1,831,782	1,861,802	2,066,902
Canada	1,832,716	1,838,964	1,786,655

Source: WorldBank

Gross Domestic Product (% Change-Largest Countries)

	2012	2013	2014
United States	2.3%	2.2%	2.4%
China	7.8%	7.7%	7.4%
Japan	1.8%	1.6%	-0.1%
Germany	0.4%	0.1%	1.6%
France	0.2%	0.7%	0.2%
United Kingdom	0.7%	1.7%	2.6%
Brazil	1.8%	2.7%	0.1%
Italy	-2.8%	-1.7%	-0.4%
India	5.1%	6.9%	7.4%
Canada	1.9%	2.0%	2.5%

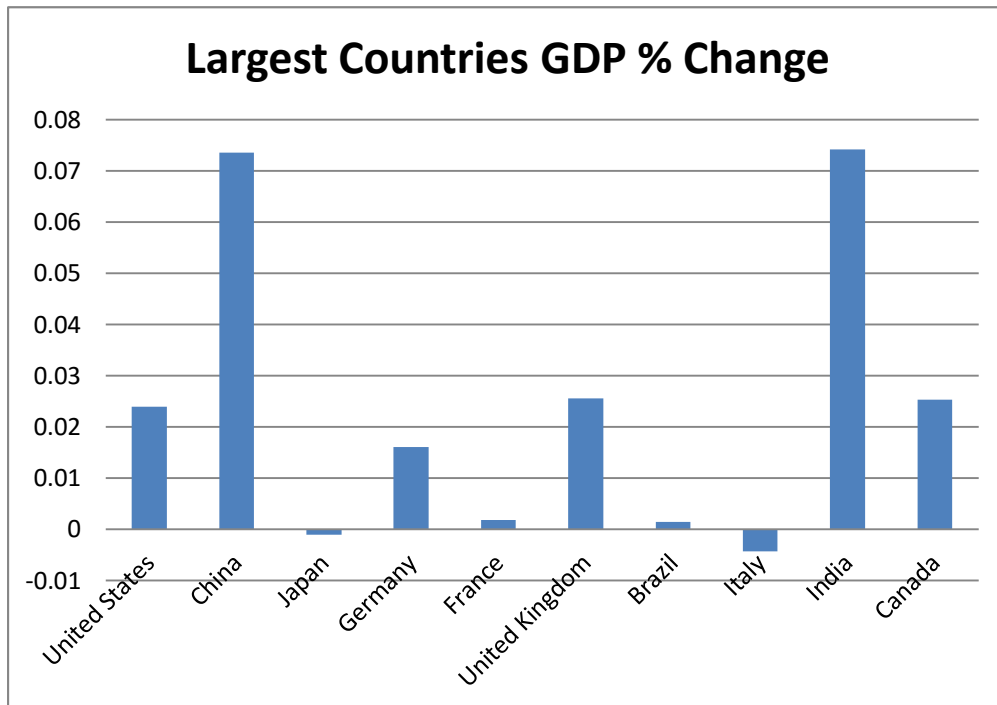
Source: WorldBank

PUBLISHING OF NEWSPAPERS AND PERIODICALS

Germany Products Forecast (ISIC5813)

SUBSCRIPTIONS AND SALES - GENERAL NEWSPAPERS

Gross Domestic Product (% Change-Largest Countries)



PUBLISHING OF NEWSPAPERS AND PERIODICALS

Germany Products Forecast (ISIC5813)

SUBSCRIPTIONS AND SALES - GENERAL NEWSPAPERS

The total central government deficit/surplus in Germany was 3,800 million Euros in 2012. The total central government debt was 1,517,459 million Euros, 56.9 percent of the country's GDP for 2012.

Government Debts, Deficits and Tax Revenue (Totals and % Change)

	Cash surplus/ deficit (millions Euros)	Cash surplus/ deficit (% of GDP)	Central gov't debt, total (millions Euros)	Central government debt, total (% of GDP)	Tax revenue (millions Euros)	Tax revenue (% of GDP)
2005	(51,790)	-2.3%	994,892	44.7%	240,460	10.8%
2006	(29,720)	-1.3%	1,006,261	43.5%	255,050	11.0%
2007	(8,000)	-0.3%	989,849	40.8%	279,000	11.5%
2008	(9,680)	-0.4%	1,067,400	43.1%	285,810	11.6%
2009	(52,800)	-2.2%	1,130,947	47.6%	282,230	11.9%
2010	(79,240)	-3.2%	1,384,437	55.5%	284,810	11.4%
2011	(11,710)	-0.4%	1,439,051	55.1%	307,370	11.8%
2012	3,800	0.1%	1,517,459	56.9%	316,740	11.9%

Source: WorldBank

Inflation and Per Capita (Totals and % Change)

	Inflation, consumer prices (chg %)	GDP per capita (current US\$)	GDP per capita (current Euros)	GDP per capita growth (annual %)
2005	1.5%	33,543	26,972	0.7%
2006	1.6%	35,238	28,089	3.8%
2007	2.3%	40,403	29,520	3.4%
2008	2.6%	44,132	30,128	1.3%
2009	0.3%	40,270	28,988	-4.9%
2010	1.1%	40,408	30,510	4.2%
2011	2.1%	44,355	31,907	3.3%
2012	2.0%	42,598	33,154	2.4%
2013	1.5%	45,085	33,956	0.2%
2014	0.9%	46,000	35,898	1.3%

Source: WorldBank

PUBLISHING OF NEWSPAPERS AND PERIODICALS

Germany Products Forecast (ISIC5813)

SUBSCRIPTIONS AND SALES - GENERAL NEWSPAPERS

The stability of an economy of the largest world countries can be measured by the percentage of government debt to GDP. The range in debt to GDP for 2013 was a low of 49.7 percent to a high of 196.5 percent. The median GDP change was 100.0 for 2013.

Government Debts & Deficits (Totals-Largest Countries)

	2013 Deficit % of GDP	2013 Debt % of GDP
United States	-4.9%	93.8%
China	--	--
Japan	-8.0%	196.5%
Germany	0.1%	56.9%
France	-4.7%	103.8%
United Kingdom	-5.8%	103.2%
Brazil	-2.0%	--
Italy	-3.1%	131.1%
India	-3.8%	49.7%
Canada	0.0%	53.5%

Source: WorldBank

Inflation (Totals-Largest Countries)

	2012	2013	2014
United States	2.1%	1.5%	1.6%
China	2.7%	2.6%	2.0%
Japan	0.0%	0.4%	2.7%
Germany	2.0%	1.5%	0.9%
France	2.0%	0.9%	0.5%
United Kingdom	2.8%	2.6%	1.5%
Brazil	5.4%	6.2%	6.3%
Italy	3.0%	1.2%	0.2%
India	9.3%	10.9%	6.4%
Canada	1.5%	0.9%	1.9%

Source: WorldBank

PUBLISHING OF NEWSPAPERS AND PERIODICALS

Germany Products Forecast (ISIC5813)

SUBSCRIPTIONS AND SALES - GENERAL NEWSPAPERS

Exports of Goods and Services

	Exports of goods & services (current US\$)	Exports of goods & services (current Euros)	Exports of goods & services (% growth)	Exports of goods & services (% of GDP)
2005	1,142,951	919,070	7.7%	41.3%
2006	1,321,147	1,053,140	13.1%	45.5%
2007	1,567,686	1,145,410	8.0%	47.2%
2008	1,744,887	1,191,190	2.8%	48.2%
2009	1,400,430	1,008,090	-13.0%	42.5%
2010	1,574,198	1,188,590	15.2%	47.6%
2011	1,836,964	1,321,430	8.0%	50.6%
2012	1,774,433	1,381,030	3.2%	51.8%
2013	1,841,828	1,387,190	0.9%	50.7%
2014	1,757,955	1,325,025	3.8%	45.6%

Source: WorldBank

Imports of Goods and Services

	Imports of goods & services (current US\$)	Imports of goods & services (current Euros)	Imports of goods & services (% growth)	Imports of goods & services (% of GDP)
2005	998,707	803,080	6.2%	36.1%
2006	1,158,001	923,090	11.8%	39.9%
2007	1,335,040	975,430	5.4%	40.2%
2008	1,516,623	1,035,360	3.4%	41.9%
2009	1,238,283	891,370	-7.8%	37.5%
2010	1,388,513	1,048,390	12.5%	42.0%
2011	1,648,393	1,185,780	7.4%	45.4%
2012	1,571,541	1,223,120	1.4%	45.9%
2013	1,618,994	1,219,360	1.5%	44.5%
2014	1,510,496	1,138,508	3.5%	39.2%

Source: WorldBank

PUBLISHING OF NEWSPAPERS AND PERIODICALS

Germany Products Forecast (ISIC5813)

SUBSCRIPTIONS AND SALES - GENERAL NEWSPAPERS

The Unemployment Rate in Germany was 5.4 percent in 2012. Labor force participation was 60.1 percent in 2012 and only 22.6 percent of the labor force was part-time employees.

Unemployment and Labor Force Participation

	Labor force participation rate (% of ages 15+)	Part time employment, total (% of total)	Labor force, total	Unemployment, total (% of total labor force)
2005	58.5%	21.4%	41,261,506	11.1%
2006	59.0%	21.8%	41,605,652	10.3%
2007	59.2%	21.9%	41,860,106	8.6%
2008	59.3%	21.7%	41,939,193	7.5%
2009	59.5%	21.8%	41,983,039	7.7%
2010	59.5%	21.7%	41,990,452	7.1%
2011	60.2%	22.1%	42,490,517	5.9%
2012	60.1%	22.6%	41,762,514	5.4%
2013	60.3%	--	41,981,485	5.3%

Source: WorldBank

PUBLISHING OF NEWSPAPERS AND PERIODICALS

Germany Products Forecast (ISIC5813)

SUBSCRIPTIONS AND SALES - GENERAL NEWSPAPERS

Population (Total and Change)

	Population growth (annual %)	Population, total
2005	-0.1%	82,469,422
2006	-0.1%	82,376,451
2007	-0.1%	82,266,372
2008	-0.2%	82,110,097
2009	-0.3%	81,902,307
2010	-0.2%	81,776,930
2011	0.0%	81,797,673
2012	-1.7%	80,425,823
2013	0.2%	80,621,788
2014	0.3%	80,889,505

Source: WorldBank

The citizen productivity of an economy of the largest world countries can be measured by the unemployment rate. The range of the unemployment rate for 2013 was a low of 3.4 percent to a high of 10.7 percent. The median unemployment rate was 7.2 percent for 2013.

Unemployment Rate (Largest Countries)

	2011	2012	2013
United States	9.7%	9.0%	8.1%
China	4.2%	4.3%	4.5%
Japan	5.0%	4.5%	4.3%
Germany	7.1%	5.9%	5.4%
France	9.3%	9.2%	9.9%
Germany	7.8%	7.9%	7.9%
Brazil	7.9%	6.7%	6.9%
Italy	8.4%	8.4%	10.7%
India	3.5%	3.4%	3.4%
Canada	8.0%	7.4%	7.2%

Source: WorldBank

PUBLISHING OF NEWSPAPERS AND PERIODICALS

Germany Products Forecast (ISIC5813)

SUBSCRIPTIONS AND SALES - GENERAL NEWSPAPERS

Part-Time Employment and Labor Force Participation (Largest Countries)

	2012 % of Part-Time Employment	2012 Labor Participation Rate
United States	11.2%	62.9%
China	0.0%	71.1%
Japan	20.0%	58.9%
Germany	22.6%	59.8%
France	18.0%	56.1%
Germany	24.1%	62.1%
Brazil	0.0%	69.9%
Italy	17.0%	49.0%
India	0.0%	55.5%
Canada	18.8%	66.3%

Source: WorldBank

PUBLISHING OF NEWSPAPERS AND PERIODICALS

Germany Products Forecast (ISIC5813)

SUBSCRIPTIONS AND SALES - GENERAL NEWSPAPERS

The PUBLISHING OF NEWSPAPERS AND PERIODICALS industry in Germany is projected to include 1,004 enterprises in 2016. These enterprises will account for 1,179 establishments and sell 3,099.7 million (Euros) of SUBSCRIPTIONS AND SALES - GENERAL NEWSPAPERS products in 2015.

Enterprises, Establishments & Product Sales Trends

	Enterprises	Establish-ments	Product Sales (Mill. Euros)	Employment
2010	975	1,145	3,156.4	4,546
2011	1,036	1,217	3,445.1	4,830
2012	978	1,149	3,531.1	4,560
2013	1,021	1,199	3,487.9	4,760
2014	1,012	1,188	3,270.6	4,716
2015	1,007	1,183	3,139.1	4,694
2016	1,004	1,179	3,099.7	4,679
2017	1,006	1,182	3,181.6	4,692
13-14 % Chg.	-0.9%	-0.9%	-6.2%	-0.9%
14-15 % Chg.	-0.5%	-0.5%	-4.0%	-0.5%
15-16 % Chg.	-0.3%	-0.3%	-1.3%	-0.3%
16-17 % Chg.	0.3%	0.3%	2.6%	0.3%

Enterprises are companies (firms) that include company headquarters or sole proprietorships.

Establishments are company (firm) locations such as branches, sales offices, franchise sites (but also include headquarters and sole proprietorships.)

Non-Employer Establishments

	Establish-ments	Product Sales (Mill. Euros)	Employment
2013	56	0.6	56
2014	55	0.6	55
2015	55	0.6	55
2016	54	0.5	54
2017	54	0.6	54

Non-Employer Establishments are sole proprietorships with no direct employees (only one employed owner). They may use contractors, but these are not counted as direct employees. Therefore, these establishments are also their enterprises.

Total Product Sales (Millions) by Exchange Rate

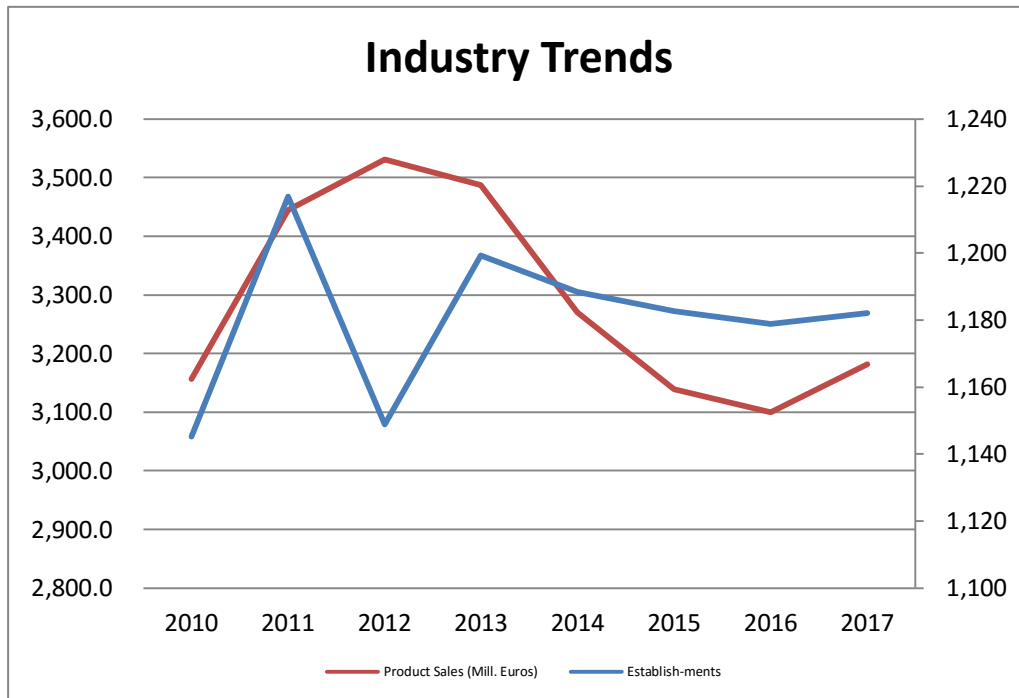
	Euro	U.S. Dollar	Pound	Yen	Cn Dollar	Yuan
2015	3,140	3,374	2,236	415,402	4,485	21,418

PUBLISHING OF NEWSPAPERS AND PERIODICALS

Germany Products Forecast (ISIC5813)

SUBSCRIPTIONS AND SALES - GENERAL NEWSPAPERS

Industry Trends (Product Sales & Establishments)



The smallest establishments (1-49 employees) in the industry account for 94.4 percent of all establishments in 2015. The largest establishments (500+ employees) account for 0.3 percent.

2015 Employee Size of Establishment Breakouts

	Enterprises	Establishments	Turnover (Mill. Euros)	Employment
1-4 Emps.	70	139	128.7	348
5-9 Emps.	43	87	210.1	502
10-19 Emps.	34	34	209.6	467
20-49 Emps.	33	30	478.7	892
50-99 Emps.	11	9	303.8	508
100-249 Emps.	8	6	574.9	757
250-499 Emps.	3	2	544.0	491
500-999 Emps.	1	1	393.8	388
1000+ Emps.	0	0	295.5	340

PUBLISHING OF NEWSPAPERS AND PERIODICALS

Germany Products Forecast (ISIC5813)

SUBSCRIPTIONS AND SALES - GENERAL NEWSPAPERS

2015 Industry Product Sales (Mill. US\$) (Projected)

Region	Employee Size of Establishments						Total
	1-9 Emps.	10-49 Emps.	50-99 Emps.	100-249 Emps.	250+ Emps.	Non-Employer	
DE - Germany (until 1990 former territory of the FRG)	368.4	748.3	330.3	625.1	1,341.0	0.6	3,413.6
DE1 - Baden-Württemberg	51.0	103.7	45.8	86.6	185.8	0.1	472.8
DE11 - Stuttgart	17.5	35.6	15.7	29.8	63.8	0.0	162.5
DE111 - Stuttgart, Stadtkreis	2.6	5.4	2.4	4.5	9.6	0.0	24.5
DE112 - Böblingen	1.6	3.3	1.5	2.8	5.9	0.0	15.1
DE113 - Esslingen	2.3	4.6	2.0	3.8	8.2	0.0	20.9
DE114 - Göppingen	1.1	2.3	1.0	1.9	4.0	0.0	10.3
DE115 - Ludwigsburg	2.3	4.6	2.0	3.8	8.3	0.0	21.0
DE116 - Rems-Murr-Kreis	1.8	3.7	1.6	3.1	6.6	0.0	16.9
DE117 - Heilbronn, Stadtkreis	0.5	1.1	0.5	0.9	2.0	0.0	5.0
DE118 - Heilbronn, Landkreis	1.4	2.9	1.3	2.4	5.2	0.0	13.3
DE119 - Hohenlohekreis	0.5	1.0	0.4	0.8	1.7	0.0	4.4
DE11A - Schwäbisch Hall	0.8	1.7	0.7	1.4	3.0	0.0	7.7
DE11B - Main-Tauber-Kreis	0.6	1.2	0.5	1.0	2.1	0.0	5.4
DE11C - Heidenheim	0.6	1.2	0.5	1.0	2.1	0.0	5.3
DE11D - Ostalbkreis	1.4	2.8	1.2	2.3	5.0	0.0	12.6
DE12 - Karlsruhe	14.7	29.8	13.2	24.9	53.5	0.0	136.1
DE121 - Baden-Baden, Stadtkreis	0.3	0.6	0.3	0.5	1.1	0.0	2.7
DE122 - Karlsruhe, Stadtkreis	1.6	3.2	1.4	2.7	5.7	0.0	14.6
DE123 - Karlsruhe, Landkreis	2.3	4.7	2.1	3.9	8.4	0.0	21.4
DE124 - Rastatt	1.2	2.5	1.1	2.1	4.4	0.0	11.3
DE125 - Heidelberg, Stadtkreis	0.8	1.6	0.7	1.3	2.9	0.0	7.3
DE126 - Mannheim, Stadtkreis	1.7	3.4	1.5	2.8	6.1	0.0	15.5
DE127 - Neckar-Odenwald-Kreis	0.8	1.6	0.7	1.3	2.9	0.0	7.3
DE128 - Rhein-Neckar-Kreis	2.9	5.8	2.6	4.9	10.5	0.0	26.7
DE129 - Pforzheim, Stadtkreis	0.6	1.3	0.6	1.1	2.3	0.0	5.9
DE12A - Calw	0.8	1.7	0.8	1.4	3.1	0.0	7.8
DE12B - Enzkreis	1.0	2.1	0.9	1.8	3.8	0.0	9.6
DE12C - Freudenstadt	0.6	1.3	0.6	1.1	2.3	0.0	6.0
DE13 - Freiburg	12.9	26.3	11.6	22.0	47.1	0.0	119.9
DE131 - Freiburg im Breisgau, Stadtkreis	1.3	2.7	1.2	2.2	4.8	0.0	12.2
DE132 - Breisgau-Hochschwarzwald	1.5	3.0	1.3	2.5	5.4	0.0	13.7
DE133 - Emmendingen	0.9	1.9	0.8	1.6	3.4	0.0	8.6
DE134 - Ortenaukreis	2.5	5.0	2.2	4.2	8.9	0.0	22.8
DE135 - Rottweil	0.8	1.7	0.7	1.4	3.0	0.0	7.6
DE136 - Schwarzwald-Baar-Kreis	1.2	2.5	1.1	2.1	4.4	0.0	11.3
DE137 - Tuttlingen	0.8	1.6	0.7	1.3	2.9	0.0	7.3
DE138 - Konstanz	1.6	3.3	1.5	2.8	6.0	0.0	15.2

PUBLISHING OF NEWSPAPERS AND PERIODICALS

Germany Products Forecast (ISIC5813)

SUBSCRIPTIONS AND SALES - GENERAL NEWSPAPERS

2015 Industry Product Sales (Mill. US\$) (Projected)

Region	Employee Size of Establishments						Total
	1-9 Emps.	10-49 Emps.	50-99 Emps.	100-249 Emps.	250+ Emps.	Non-Employer	
DE139 - Lörrach	1.3	2.7	1.2	2.2	4.8	0.0	12.1
DE13A - Waldshut	1.0	2.0	0.9	1.7	3.6	0.0	9.1
DE14 - Tübingen	5.9	11.9	5.3	9.9	21.3	0.0	54.3
DE141 - Reutlingen	0.9	1.8	0.8	1.5	3.3	0.0	8.4
DE142 - Tübingen, Landkreis	0.7	1.5	0.6	1.2	2.6	0.0	6.6
DE143 - Zollernalbkreis	0.6	1.2	0.5	1.0	2.2	0.0	5.7
DE144 - Ulm, Stadtkreis	0.4	0.8	0.4	0.7	1.4	0.0	3.7
DE145 - Alb-Donau-Kreis	0.6	1.2	0.6	1.0	2.2	0.0	5.7
DE146 - Biberach	0.6	1.2	0.6	1.0	2.2	0.0	5.7
DE147 - Bodenseekreis	0.7	1.4	0.6	1.1	2.5	0.0	6.2
DE148 - Ravensburg	0.9	1.8	0.8	1.5	3.3	0.0	8.3
DE149 - Sigmaringen	0.4	0.9	0.4	0.7	1.5	0.0	3.9
DE2 - Bayern	77.8	158.0	69.8	132.0	283.2	0.1	721.0
DE21 - Oberbayern	39.1	79.4	35.1	66.4	142.4	0.1	362.4
DE211 - Ingolstadt, Kreisfreie Stadt	1.1	2.3	1.0	1.9	4.1	0.0	10.4
DE212 - München, Kreisfreie Stadt	12.0	24.4	10.8	20.4	43.8	0.0	111.4
DE213 - Rosenheim, Kreisfreie Stadt	0.5	1.1	0.5	0.9	2.0	0.0	5.1
DE214 - Altötting	1.0	2.0	0.9	1.6	3.5	0.0	9.0
DE215 - Berchtesgadener Land	0.9	1.9	0.8	1.6	3.3	0.0	8.5
DE216 - Bad Tölz-Wolfratshausen	1.1	2.2	1.0	1.8	4.0	0.0	10.1
DE217 - Dachau	1.2	2.5	1.1	2.1	4.5	0.0	11.5
DE218 - Ebersberg	1.2	2.3	1.0	2.0	4.2	0.0	10.7
DE219 - Eichstätt	1.1	2.3	1.0	1.9	4.1	0.0	10.4
DE21A - Erding	1.1	2.3	1.0	1.9	4.1	0.0	10.5
DE21B - Freising	1.5	3.0	1.3	2.5	5.4	0.0	13.8
DE21C - Fürstenfeldbruck	1.8	3.7	1.6	3.1	6.6	0.0	16.9
DE21D - Garmisch-Partenkirchen	0.8	1.6	0.7	1.3	2.8	0.0	7.2
DE21E - Landsberg am Lech	1.0	2.1	0.9	1.7	3.7	0.0	9.5
DE21F - Miesbach	0.9	1.7	0.8	1.5	3.1	0.0	7.9
DE21G - Mühldorf am Inn	1.0	2.0	0.9	1.7	3.6	0.0	9.2
DE21H - München, Landkreis	2.9	5.8	2.6	4.9	10.5	0.0	26.7
DE21I - Neuburg-Schrobenhausen	0.8	1.7	0.7	1.4	3.0	0.0	7.6
DE21J - Pfaffenhofen an der Ilm	1.1	2.1	0.9	1.8	3.8	0.0	9.7
DE21K - Rosenheim, Landkreis	2.2	4.5	2.0	3.8	8.1	0.0	20.7
DE21L - Starnberg	1.2	2.4	1.0	2.0	4.2	0.0	10.8
DE21M - Traunstein	1.5	3.1	1.4	2.6	5.6	0.0	14.2
DE21N - Weilheim-Schongau	1.2	2.4	1.1	2.0	4.3	0.0	10.9
DE22 - Niederbayern	3.9	8.0	3.5	6.7	14.4	0.0	36.6
DE221 - Landshut, Kreisfreie Stadt	0.2	0.4	0.2	0.4	0.8	0.0	1.9

PUBLISHING OF NEWSPAPERS AND PERIODICALS

Germany Products Forecast (ISIC5813)

SUBSCRIPTIONS AND SALES - GENERAL NEWSPAPERS

2015 Industry Product Sales (Mill. US\$) (Projected)

Region	Employee Size of Establishments						Total
	1-9 Emps.	10-49 Emps.	50-99 Emps.	100-249 Emps.	250+ Emps.	Non-Employer	
DE222 - Passau, Kreisfreie Stadt	0.2	0.3	0.2	0.3	0.6	0.0	1.6
DE223 - Straubing, Kreisfreie Stadt	0.1	0.3	0.1	0.3	0.5	0.0	1.4
DE224 - Deggendorf	0.4	0.8	0.3	0.7	1.4	0.0	3.6
DE225 - Freyung-Grafenau	0.3	0.5	0.2	0.4	1.0	0.0	2.4
DE226 - Kelheim	0.4	0.8	0.3	0.6	1.4	0.0	3.5
DE227 - Landshut, Landkreis	0.5	1.0	0.4	0.8	1.8	0.0	4.6
DE228 - Passau, Landkreis	0.6	1.3	0.6	1.1	2.3	0.0	5.8
DE229 - Regen	0.3	0.5	0.2	0.4	1.0	0.0	2.4
DE22A - Rottal-Inn	0.4	0.8	0.4	0.7	1.4	0.0	3.6
DE22B - Straubing-Bogen	0.3	0.7	0.3	0.5	1.2	0.0	3.0
DE22C - Dingolfing-Landau	0.3	0.6	0.3	0.5	1.1	0.0	2.8
DE23 - Oberpfalz	6.1	12.4	5.5	10.4	22.2	0.0	56.6
DE231 - Amberg, Kreisfreie Stadt	0.2	0.5	0.2	0.4	0.9	0.0	2.3
DE232 - Regensburg, Kreisfreie Stadt	0.8	1.5	0.7	1.3	2.8	0.0	7.1
DE233 - Weiden in der Oberpfalz, Kreisfreie Stadt	0.2	0.5	0.2	0.4	0.9	0.0	2.2
DE234 - Amberg-Sulzbach	0.6	1.2	0.5	1.0	2.2	0.0	5.5
DE235 - Cham	0.7	1.5	0.6	1.2	2.6	0.0	6.7
DE236 - Neumarkt in der Oberpfalz	0.7	1.5	0.6	1.2	2.6	0.0	6.7
DE237 - Neustadt an der Waldnaab	0.6	1.1	0.5	0.9	2.0	0.0	5.1
DE238 - Regensburg, Landkreis	1.0	2.1	0.9	1.8	3.8	0.0	9.6
DE239 - Schwandorf	0.8	1.6	0.7	1.4	2.9	0.0	7.5
DE23A - Tirschenreuth	0.4	0.9	0.4	0.7	1.5	0.0	3.9
DE24 - Oberfranken	4.6	9.3	4.1	7.8	16.7	0.0	42.6
DE241 - Bamberg, Kreisfreie Stadt	0.3	0.6	0.3	0.5	1.1	0.0	2.8
DE242 - Bayreuth, Kreisfreie Stadt	0.3	0.6	0.3	0.5	1.1	0.0	2.9
DE243 - Coburg, Kreisfreie Stadt	0.2	0.4	0.2	0.3	0.6	0.0	1.6
DE244 - Hof, Kreisfreie Stadt	0.2	0.4	0.2	0.3	0.7	0.0	1.8
DE245 - Bamberg, Landkreis	0.6	1.3	0.6	1.0	2.2	0.0	5.7
DE246 - Bayreuth, Landkreis	0.5	0.9	0.4	0.8	1.7	0.0	4.2
DE247 - Coburg, Landkreis	0.4	0.8	0.3	0.6	1.4	0.0	3.5
DE248 - Forchheim	0.5	1.0	0.4	0.8	1.8	0.0	4.5
DE249 - Hof, Landkreis	0.4	0.9	0.4	0.7	1.6	0.0	4.0
DE24A - Kronach	0.3	0.6	0.3	0.5	1.1	0.0	2.8
DE24B - Kulmbach	0.3	0.6	0.3	0.5	1.2	0.0	3.0
DE24C - Lichtenfels	0.3	0.6	0.3	0.5	1.1	0.0	2.7
DE24D - Wunsiedel im Fichtelgebirge	0.3	0.7	0.3	0.6	1.2	0.0	3.1
DE25 - Mittelfranken	6.1	12.3	5.4	10.3	22.1	0.0	56.2
DE251 - Ansbach, Kreisfreie Stadt	0.1	0.3	0.1	0.2	0.5	0.0	1.3

PUBLISHING OF NEWSPAPERS AND PERIODICALS

Germany Products Forecast (ISIC5813)

SUBSCRIPTIONS AND SALES - GENERAL NEWSPAPERS

2015 Industry Product Sales (Mill. US\$) (Projected)

Region	Employee Size of Establishments						Total
	1-9 Emps.	10-49 Emps.	50-99 Emps.	100-249 Emps.	250+ Emps.	Non-Employer	
DE252 - Erlangen, Kreisfreie Stadt	0.4	0.8	0.3	0.6	1.4	0.0	3.5
DE253 - Fürth, Kreisfreie Stadt	0.4	0.8	0.4	0.7	1.5	0.0	3.8
DE254 - Nürnberg, Kreisfreie Stadt	1.8	3.6	1.6	3.0	6.5	0.0	16.6
DE255 - Schwabach, Kreisfreie Stadt	0.1	0.3	0.1	0.2	0.5	0.0	1.3
DE256 - Ansbach, Landkreis	0.6	1.3	0.6	1.1	2.3	0.0	5.9
DE257 - Erlangen-Höchstadt	0.5	0.9	0.4	0.8	1.7	0.0	4.3
DE258 - Fürth, Landkreis	0.4	0.8	0.4	0.7	1.5	0.0	3.8
DE259 - Nürnberger Land	0.6	1.2	0.5	1.0	2.1	0.0	5.5
DE25A - Neustadt an der Aisch-Bad Windsheim	0.3	0.7	0.3	0.6	1.3	0.0	3.2
DE25B - Roth	0.4	0.9	0.4	0.7	1.6	0.0	4.1
DE25C - Weißenburg-Gunzenhausen	0.3	0.7	0.3	0.6	1.2	0.0	3.0
DE26 - Unterfranken	5.5	11.1	4.9	9.3	19.8	0.0	50.5
DE261 - Aschaffenburg, Kreisfreie Stadt	0.3	0.6	0.3	0.5	1.0	0.0	2.6
DE262 - Schweinfurt, Kreisfreie Stadt	0.2	0.4	0.2	0.4	0.8	0.0	2.0
DE263 - Würzburg, Kreisfreie Stadt	0.6	1.1	0.5	0.9	2.0	0.0	5.1
DE264 - Aschaffenburg, Landkreis	0.7	1.5	0.6	1.2	2.6	0.0	6.6
DE265 - Bad Kissingen	0.4	0.9	0.4	0.7	1.6	0.0	4.0
DE266 - Rhön-Grabfeld	0.3	0.7	0.3	0.6	1.3	0.0	3.2
DE267 - Haßberge	0.4	0.7	0.3	0.6	1.3	0.0	3.3
DE268 - Kitzingen	0.4	0.7	0.3	0.6	1.3	0.0	3.4
DE269 - Miltenberg	0.5	1.1	0.5	0.9	1.9	0.0	4.9
DE26A - Main-Spessart	0.5	1.1	0.5	0.9	1.9	0.0	4.9
DE26B - Schweinfurt, Landkreis	0.5	0.9	0.4	0.8	1.7	0.0	4.3
DE26C - Würzburg, Landkreis	0.7	1.3	0.6	1.1	2.4	0.0	6.1
DE27 - Schwaben	12.5	25.5	11.2	21.3	45.6	0.0	116.1
DE271 - Augsburg, Kreisfreie Stadt	1.9	3.8	1.7	3.1	6.8	0.0	17.2
DE272 - Kaufbeuren, Kreisfreie Stadt	0.3	0.6	0.3	0.5	1.1	0.0	2.7
DE273 - Kempten (Allgäu), Kreisfreie Stadt	0.4	0.9	0.4	0.7	1.6	0.0	4.0
DE274 - Memmingen, Kreisfreie Stadt	0.3	0.6	0.3	0.5	1.1	0.0	2.7
DE275 - Aichach-Friedberg	0.9	1.8	0.8	1.5	3.3	0.0	8.3
DE276 - Augsburg, Landkreis	1.7	3.4	1.5	2.9	6.1	0.0	15.6
DE277 - Dillingen an der Donau	0.7	1.3	0.6	1.1	2.4	0.0	6.1
DE278 - Günzburg	0.8	1.7	0.8	1.4	3.1	0.0	7.8
DE279 - Neu-Ulm	1.2	2.4	1.0	2.0	4.2	0.0	10.8

PUBLISHING OF NEWSPAPERS AND PERIODICALS

Germany Products Forecast (ISIC5813)

SUBSCRIPTIONS AND SALES - GENERAL NEWSPAPERS

2015 Industry Product Sales (Mill. US\$) (Projected)

Region	Employee Size of Establishments						Total
	1-9 Emps.	10-49 Emps.	50-99 Emps.	100-249 Emps.	250+ Emps.	Non-Employer	
DE27A - Lindau (Bodensee)	0.6	1.1	0.5	1.0	2.0	0.0	5.2
DE27B - Ostallgäu	0.9	1.9	0.8	1.6	3.4	0.0	8.7
DE27C - Unterallgäu	1.0	1.9	0.9	1.6	3.5	0.0	8.8
DE27D - Donau-Ries	0.9	1.8	0.8	1.5	3.3	0.0	8.4
DE27E - Oberallgäu	1.1	2.1	0.9	1.8	3.8	0.0	9.8
DE3 - Berlin	20.1	40.8	18.0	34.1	73.2	0.0	186.3
DE30 - Berlin	20.1	40.8	18.0	34.1	73.2	0.0	186.3
DE300 - Berlin	20.1	40.8	18.0	34.1	73.2	0.0	186.3
DE4 - Brandenburg	5.5	11.2	5.0	9.4	20.1	0.0	51.3
DE40 - Brandenburg	0.2	0.5	0.2	0.4	0.9	0.0	2.3
DE401 - Brandenburg an der Havel, Kreisfreie Stadt	0.2	0.3	0.1	0.3	0.6	0.0	1.5
DE402 - Cottbus, Kreisfreie Stadt	0.2	0.5	0.2	0.4	0.8	0.0	2.1
DE403 - Frankfurt (Oder), Kreisfreie Stadt	0.1	0.3	0.1	0.2	0.5	0.0	1.2
DE404 - Potsdam, Kreisfreie Stadt	0.3	0.7	0.3	0.6	1.3	0.0	3.2
DE405 - Barnim	0.4	0.8	0.4	0.7	1.4	0.0	3.6
DE406 - Dahme-Spreewald	0.4	0.7	0.3	0.6	1.3	0.0	3.3
DE407 - Elbe-Elster	0.2	0.5	0.2	0.4	0.9	0.0	2.3
DE408 - Havelland	0.3	0.7	0.3	0.6	1.2	0.0	3.2
DE409 - Märkisch-Oderland	0.4	0.9	0.4	0.7	1.5	0.0	3.9
DE40A - Oberhavel	0.4	0.9	0.4	0.8	1.6	0.0	4.2
DE40B - Oberspreewald-Lausitz	0.3	0.5	0.2	0.5	1.0	0.0	2.5
DE40C - Oder-Spree	0.4	0.8	0.4	0.7	1.5	0.0	3.8
DE40D - Ostprignitz-Ruppin	0.2	0.5	0.2	0.4	0.8	0.0	2.1
DE40E - Potsdam-Mittelmark	0.5	0.9	0.4	0.8	1.6	0.0	4.2
DE40F - Prignitz	0.2	0.4	0.2	0.3	0.7	0.0	1.7
DE40G - Spree-Neiße	0.3	0.6	0.3	0.5	1.0	0.0	2.6
DE40H - Teltow-Fläming	0.4	0.7	0.3	0.6	1.3	0.0	3.3
DE40I - Uckermark	0.3	0.6	0.3	0.5	1.0	0.0	2.7
DE5 - Bremen	2.8	5.6	2.5	4.7	10.1	0.0	25.6
DE50 - Bremen	21.5	43.6	19.3	36.5	78.2	0.0	199.1
DE501 - Bremen, Kreisfreie Stadt	17.8	36.1	16.0	30.2	64.8	0.0	164.9
DE502 - Bremerhaven, Kreisfreie Stadt	3.7	7.5	3.3	6.3	13.4	0.0	34.2
DE6 - Hamburg	21.5	43.6	19.3	36.5	78.2	0.0	199.1
DE60 - Hamburg	29.8	60.6	26.7	50.6	108.6	0.0	276.4
DE600 - Hamburg	29.8	60.6	26.7	50.6	108.6	0.0	276.4
DE7 - Hessen	19.9	40.4	17.8	33.8	72.4	0.0	184.4
DE71 - Darmstadt	4.6	9.3	4.1	7.7	16.6	0.0	42.2
DE711 - Darmstadt, Kreisfreie Stadt	0.2	0.4	0.2	0.3	0.6	0.0	1.6

PUBLISHING OF NEWSPAPERS AND PERIODICALS

Germany Products Forecast (ISIC5813)

SUBSCRIPTIONS AND SALES - GENERAL NEWSPAPERS

2015 Industry Product Sales (Mill. US\$) (Projected)

Region	Employee Size of Establishments						Total
	1-9 Emps.	10-49 Emps.	50-99 Emps.	100-249 Emps.	250+ Emps.	Non-Employer	
DE712 - Frankfurt am Main, Kreisfreie Stadt	0.8	1.6	0.7	1.4	3.0	0.0	7.5
DE713 - Offenbach am Main, Kreisfreie Stadt	0.1	0.3	0.1	0.2	0.5	0.0	1.3
DE714 - Wiesbaden, Kreisfreie Stadt	0.3	0.7	0.3	0.6	1.2	0.0	3.1
DE715 - Bergstraße	0.3	0.6	0.3	0.5	1.1	0.0	2.9
DE716 - Darmstadt-Dieburg	0.3	0.7	0.3	0.6	1.3	0.0	3.2
DE717 - Groß-Gerau	0.3	0.6	0.3	0.5	1.1	0.0	2.8
DE718 - Hochtaunuskreis	0.3	0.6	0.2	0.5	1.0	0.0	2.5
DE719 - Main-Kinzig-Kreis	0.5	1.0	0.4	0.8	1.8	0.0	4.5
DE71A - Main-Taunus-Kreis	0.3	0.6	0.2	0.5	1.0	0.0	2.5
DE71B - Odenwaldkreis	0.1	0.2	0.1	0.2	0.4	0.0	1.1
DE71C - Offenbach, Landkreis	0.4	0.8	0.4	0.7	1.5	0.0	3.8
DE71D - Rheingau-Taunus-Kreis	0.2	0.4	0.2	0.4	0.8	0.0	2.0
DE71E - Wetteraukreis	0.4	0.7	0.3	0.6	1.3	0.0	3.3
DE72 - Gießen	5.4	10.9	4.8	9.1	19.6	0.0	49.8
DE721 - Gießen, Landkreis	1.3	2.7	1.2	2.2	4.8	0.0	12.2
DE722 - Lahn-Dill-Kreis	1.3	2.7	1.2	2.2	4.8	0.0	12.1
DE723 - Limburg-Weilburg	0.9	1.8	0.8	1.5	3.2	0.0	8.2
DE724 - Marburg-Biedenkopf	1.3	2.6	1.2	2.2	4.7	0.0	12.0
DE725 - Vogelsbergkreis	0.6	1.2	0.5	1.0	2.1	0.0	5.3
DE73 - Kassel	3.2	6.4	2.8	5.4	11.6	0.0	29.4
DE731 - Kassel, Kreisfreie Stadt	0.5	1.0	0.5	0.9	1.8	0.0	4.7
DE732 - Fulda	0.6	1.1	0.5	1.0	2.1	0.0	5.2
DE733 - Hersfeld-Rotenburg	0.3	0.6	0.3	0.5	1.2	0.0	2.9
DE734 - Kassel, Landkreis	0.6	1.3	0.6	1.0	2.2	0.0	5.7
DE735 - Schwalm-Eder-Kreis	0.5	1.0	0.4	0.8	1.7	0.0	4.4
DE736 - Waldeck-Frankenberg	0.4	0.9	0.4	0.7	1.5	0.0	3.9
DE737 - Werra-Meißner-Kreis	0.3	0.5	0.2	0.5	1.0	0.0	2.5
DE8 - Mecklenburg-Vorpommern	3.2	6.4	2.8	5.4	11.6	0.0	29.4
DE80 - Mecklenburg-Vorpommern	30.6	62.1	27.4	51.9	111.2	0.0	283.2
DE801 - Greifswald, Kreisfreie Stadt	1.0	2.1	0.9	1.7	3.7	0.0	9.4
DE802 - Neubrandenburg, Kreisfreie Stadt	1.2	2.5	1.1	2.1	4.4	0.0	11.2
DE803 - Rostock, Kreisfreie Stadt	3.8	7.6	3.4	6.4	13.7	0.0	34.8
DE804 - Schwerin, Kreisfreie Stadt	1.8	3.6	1.6	3.0	6.4	0.0	16.4
DE805 - Stralsund, Kreisfreie Stadt	1.1	2.2	1.0	1.8	3.9	0.0	9.9
DE806 - Wismar, Kreisfreie Stadt	0.8	1.7	0.7	1.4	3.0	0.0	7.6
DE807 - Bad Doberan	2.2	4.4	2.0	3.7	7.9	0.0	20.2

PUBLISHING OF NEWSPAPERS AND PERIODICALS

Germany Products Forecast (ISIC5813)

SUBSCRIPTIONS AND SALES - GENERAL NEWSPAPERS

2015 Industry Product Sales (Mill. US\$) (Projected)

Region	Employee Size of Establishments						Total
	1-9 Emps.	10-49 Emps.	50-99 Emps.	100-249 Emps.	250+ Emps.	Non-Employer	
DE808 - Demmin	1.5	3.0	1.3	2.5	5.4	0.0	13.8
DE809 - Güstrow	1.8	3.8	1.7	3.1	6.7	0.0	17.1
DE80A - Ludwigslust	2.3	4.6	2.0	3.9	8.3	0.0	21.2
DE80B - Mecklenburg-Strelitz	1.4	2.9	1.3	2.5	5.3	0.0	13.4
DE80C - Müritz	1.2	2.4	1.1	2.0	4.4	0.0	11.2
DE80D - Nordvorpommern	2.0	4.0	1.8	3.3	7.2	0.0	18.2
DE80E - Nordwestmecklenburg	2.2	4.4	1.9	3.7	7.9	0.0	20.0
DE80F - Ostvorpommern	2.0	4.0	1.8	3.3	7.1	0.0	18.1
DE80G - Parchim	1.8	3.6	1.6	3.0	6.5	0.0	16.6
DE80H - Rügen	1.3	2.6	1.1	2.1	4.6	0.0	11.7
DE80I - Uecker-Randow	1.3	2.7	1.2	2.3	4.9	0.0	12.5
DE9 - Niedersachsen	4.6	9.4	4.2	7.9	16.9	0.0	43.0
DE91 - Braunschweig	9.5	19.3	8.5	16.1	34.5	0.0	87.9
DE911 - Braunschweig, Kreisfreie Stadt	1.5	3.0	1.3	2.5	5.3	0.0	13.5
DE912 - Salzgitter, Kreisfreie Stadt	0.6	1.2	0.5	1.0	2.2	0.0	5.6
DE913 - Wolfsburg, Kreisfreie Stadt	0.7	1.4	0.6	1.2	2.6	0.0	6.6
DE914 - Gifhorn	1.0	2.1	0.9	1.7	3.7	0.0	9.4
DE915 - Göttingen	1.5	3.1	1.4	2.6	5.5	0.0	14.1
DE916 - Goslar	0.8	1.7	0.8	1.4	3.1	0.0	7.8
DE917 - Helmstedt	0.5	1.1	0.5	0.9	2.0	0.0	5.1
DE918 - Northeim	0.8	1.7	0.7	1.4	3.0	0.0	7.6
DE919 - Osterode am Harz	0.5	0.9	0.4	0.8	1.7	0.0	4.2
DE91A - Peine	0.8	1.6	0.7	1.3	2.8	0.0	7.2
DE91B - Wolfenbüttel	0.7	1.5	0.6	1.2	2.6	0.0	6.7
DE92 - Hannover	8.1	16.4	7.2	13.7	29.3	0.0	74.7
DE922 - Diepholz	0.8	1.6	0.7	1.4	2.9	0.0	7.4
DE923 - Hameln-Pyrmont	0.6	1.2	0.5	1.0	2.1	0.0	5.4
DE925 - Hildesheim	1.1	2.2	1.0	1.8	3.9	0.0	9.9
DE926 - Holz Minden	0.3	0.6	0.2	0.5	1.0	0.0	2.6
DE927 - Nienburg (Weser)	0.5	0.9	0.4	0.8	1.7	0.0	4.3
DE928 - Schaumburg	0.6	1.2	0.5	1.0	2.2	0.0	5.6
DE929 - Region Hannover	4.3	8.6	3.8	7.2	15.5	0.0	39.5
DE93 - Lüneburg	8.4	17.1	7.6	14.3	30.7	0.0	78.1
DE931 - Celle	0.9	1.8	0.8	1.5	3.2	0.0	8.2
DE932 - Cuxhaven	1.0	2.0	0.9	1.7	3.6	0.0	9.3
DE933 - Harburg	1.2	2.5	1.1	2.1	4.5	0.0	11.4
DE934 - Lüchow-Dannenberg	0.2	0.5	0.2	0.4	0.9	0.0	2.3
DE935 - Lüneburg, Landkreis	0.9	1.8	0.8	1.5	3.2	0.0	8.2
DE936 - Osterholz	0.6	1.1	0.5	0.9	2.0	0.0	5.2

PUBLISHING OF NEWSPAPERS AND PERIODICALS

Germany Products Forecast (ISIC5813)

SUBSCRIPTIONS AND SALES - GENERAL NEWSPAPERS

2015 Industry Product Sales (Mill. US\$) (Projected)

Region	Employee Size of Establishments						Total
	1-9 Emps.	10-49 Emps.	50-99 Emps.	100-249 Emps.	250+ Emps.	Non-Employer	
DE937 - Rotenburg (Wümme)	0.8	1.7	0.7	1.4	3.0	0.0	7.6
DE938 - Soltau-Fallingb.ostel	0.7	1.4	0.6	1.2	2.5	0.0	6.4
DE939 - Stade	1.0	2.0	0.9	1.7	3.6	0.0	9.1
DE93A - Uelzen	0.5	1.0	0.4	0.8	1.7	0.0	4.3
DE93B - Verden	0.7	1.3	0.6	1.1	2.4	0.0	6.1
DE94 - Weser-Ems	76.9	156.2	69.0	130.5	280.0	0.1	712.7
DE941 - Delmenhorst, Kreisfreie Stadt	2.3	4.7	2.1	3.9	8.4	0.0	21.4
DE942 - Emden, Kreisfreie Stadt	1.6	3.2	1.4	2.7	5.8	0.0	14.8
DE943 - Oldenburg (Oldenburg), Kreisfreie Stadt	5.0	10.2	4.5	8.5	18.3	0.0	46.6
DE944 - Osnabrück, Kreisfreie Stadt	5.1	10.3	4.6	8.6	18.5	0.0	47.1
DE945 - Wilhelmshaven, Kreisfreie Stadt	2.5	5.1	2.3	4.3	9.2	0.0	23.4
DE946 - Ammerland	3.7	7.4	3.3	6.2	13.3	0.0	33.9
DE947 - Aurich	5.9	11.9	5.3	10.0	21.4	0.0	54.4
DE948 - Cloppenburg	4.9	10.0	4.4	8.3	17.8	0.0	45.4
DE949 - Emsland	9.7	19.7	8.7	16.5	35.4	0.0	90.1
DE94A - Friesland (DE)	3.1	6.3	2.8	5.3	11.3	0.0	28.7
DE94B - Grafschaft Bentheim	4.2	8.5	3.8	7.1	15.3	0.0	38.9
DE94C - Leer	5.1	10.4	4.6	8.7	18.6	0.0	47.4
DE94D - Oldenburg, Landkreis	3.9	8.0	3.5	6.7	14.3	0.0	36.5
DE94E - Osnabrück, Landkreis	11.1	22.5	9.9	18.8	40.3	0.0	102.6
DE94F - Vechta	4.2	8.5	3.8	7.1	15.3	0.0	38.9
DE94G - Wesermarsch	2.8	5.7	2.5	4.8	10.3	0.0	26.2
DE94H - Wittmund	1.8	3.6	1.6	3.0	6.5	0.0	16.5
DEA - Nordrhein-Westfalen	21.4	43.4	19.2	36.2	77.8	0.0	198.0
DEA1 - Düsseldorf	29.7	60.4	26.7	50.5	108.3	0.0	275.6
DEA11 - Düsseldorf, Kreisfreie Stadt	3.4	6.9	3.0	5.7	12.3	0.0	31.3
DEA12 - Duisburg, Kreisfreie Stadt	2.8	5.7	2.5	4.8	10.3	0.0	26.2
DEA13 - Essen, Kreisfreie Stadt	3.3	6.7	3.0	5.6	12.1	0.0	30.7
DEA14 - Krefeld, Kreisfreie Stadt	1.4	2.8	1.2	2.3	4.9	0.0	12.5
DEA15 - Mönchengladbach, Kreisfreie Stadt	1.5	3.0	1.3	2.5	5.4	0.0	13.8
DEA16 - Mülheim an der Ruhr, Kreisfreie Stadt	1.0	2.0	0.9	1.6	3.5	0.0	8.9
DEA17 - Oberhausen, Kreisfreie Stadt	1.2	2.5	1.1	2.1	4.5	0.0	11.4
DEA18 - Remscheid, Kreisfreie Stadt	0.6	1.3	0.6	1.1	2.3	0.0	5.9
DEA19 - Solingen, Kreisfreie Stadt	0.9	1.9	0.8	1.6	3.4	0.0	8.6

PUBLISHING OF NEWSPAPERS AND PERIODICALS

Germany Products Forecast (ISIC5813)

SUBSCRIPTIONS AND SALES - GENERAL NEWSPAPERS

2015 Industry Product Sales (Mill. US\$) (Projected)

Region	Employee Size of Establishments						Total
	1-9 Emps.	10-49 Emps.	50-99 Emps.	100-249 Emps.	250+ Emps.	Non-Employer	
DEA1A - Wuppertal, Kreisfreie Stadt	2.0	4.1	1.8	3.4	7.3	0.0	18.7
DEA1B - Kleve	1.8	3.6	1.6	3.0	6.5	0.0	16.4
DEA1C - Mettmann	2.9	5.8	2.6	4.8	10.4	0.0	26.4
DEA1D - Rhein-Kreis Neuss	2.6	5.2	2.3	4.3	9.3	0.0	23.6
DEA1E - Viersen	1.7	3.5	1.6	2.9	6.3	0.0	16.1
DEA1F - Wesel	2.7	5.5	2.4	4.6	9.8	0.0	25.0
DEA2 - Köln	11.0	22.4	9.9	18.7	40.1	0.0	102.2
DEA22 - Bonn, Kreisfreie Stadt	0.8	1.6	0.7	1.4	2.9	0.0	7.5
DEA23 - Köln, Kreisfreie Stadt	2.5	5.1	2.3	4.3	9.2	0.0	23.3
DEA24 - Leverkusen, Kreisfreie Stadt	0.4	0.8	0.4	0.7	1.5	0.0	3.7
DEA26 - Düren	0.7	1.4	0.6	1.1	2.5	0.0	6.2
DEA27 - Rhein-Erft-Kreis	1.2	2.4	1.0	2.0	4.2	0.0	10.8
DEA28 - Euskirchen	0.5	1.0	0.4	0.8	1.8	0.0	4.5
DEA29 - Heinsberg	0.6	1.3	0.6	1.1	2.3	0.0	5.9
DEA2A - Oberbergischer Kreis	0.7	1.4	0.6	1.2	2.6	0.0	6.6
DEA2B - Rheinisch-Bergischer Kreis	0.7	1.4	0.6	1.2	2.5	0.0	6.5
DEA2C - Rhein-Sieg-Kreis	1.5	3.1	1.3	2.6	5.5	0.0	13.9
DEA2D - Städteregion Aachen	1.4	2.8	1.2	2.3	5.0	0.0	12.8
DEA3 - Münster	5.3	10.7	4.7	9.0	19.3	0.0	49.0
DEA31 - Bottrop, Kreisfreie Stadt	0.2	0.5	0.2	0.4	0.9	0.0	2.2
DEA32 - Gelsenkirchen, Kreisfreie Stadt	0.5	1.1	0.5	0.9	1.9	0.0	4.9
DEA33 - Münster, Kreisfreie Stadt	0.6	1.1	0.5	1.0	2.1	0.0	5.2
DEA34 - Borken	0.8	1.5	0.7	1.3	2.7	0.0	7.0
DEA35 - Coesfeld	0.4	0.9	0.4	0.8	1.6	0.0	4.2
DEA36 - Recklinghausen	1.3	2.6	1.2	2.2	4.7	0.0	11.9
DEA37 - Steinfurt	0.9	1.8	0.8	1.5	3.3	0.0	8.4
DEA38 - Warendorf	0.6	1.2	0.5	1.0	2.1	0.0	5.3
DEA4 - Detmold	9.5	19.3	8.5	16.2	34.7	0.0	88.2
DEA41 - Bielefeld, Kreisfreie Stadt	1.5	3.1	1.4	2.6	5.5	0.0	14.0
DEA42 - Gütersloh	1.6	3.4	1.5	2.8	6.0	0.0	15.3
DEA43 - Herford	1.2	2.4	1.0	2.0	4.2	0.0	10.8
DEA44 - Höxter	0.7	1.4	0.6	1.2	2.5	0.0	6.4
DEA45 - Lippe	1.6	3.3	1.5	2.8	6.0	0.0	15.2
DEA46 - Minden-Lübbecke	1.5	3.0	1.3	2.5	5.4	0.0	13.6
DEA47 - Paderborn	1.4	2.8	1.3	2.4	5.1	0.0	12.9
DEA5 - Arnsberg	15.8	32.1	14.2	26.8	57.5	0.0	146.3
DEA51 - Bochum, Kreisfreie Stadt	1.6	3.3	1.4	2.7	5.9	0.0	15.0
DEA52 - Dortmund, Kreisfreie Stadt	2.5	5.1	2.2	4.2	9.1	0.0	23.2
DEA53 - Hagen, Kreisfreie Stadt	0.8	1.7	0.7	1.4	3.0	0.0	7.6

PUBLISHING OF NEWSPAPERS AND PERIODICALS

Germany Products Forecast (ISIC5813)

SUBSCRIPTIONS AND SALES - GENERAL NEWSPAPERS

2015 Industry Product Sales (Mill. US\$) (Projected)

Region	Employee Size of Establishments						Total
	1-9 Emps.	10-49 Emps.	50-99 Emps.	100-249 Emps.	250+ Emps.	Non-Employer	
DEA54 - Hamm, Kreisfreie Stadt	0.8	1.6	0.7	1.3	2.8	0.0	7.3
DEA55 - Herne, Kreisfreie Stadt	0.7	1.4	0.6	1.2	2.6	0.0	6.6
DEA56 - Ennepe-Ruhr-Kreis	1.4	2.9	1.3	2.4	5.2	0.0	13.3
DEA57 - Hochsauerlandkreis	1.2	2.4	1.0	2.0	4.2	0.0	10.7
DEA58 - Märkischer Kreis	1.9	3.8	1.7	3.2	6.8	0.0	17.3
DEA59 - Olpe	0.6	1.2	0.5	1.0	2.2	0.0	5.6
DEA5A - Siegen-Wittgenstein	1.2	2.5	1.1	2.1	4.4	0.0	11.3
DEA5B - Soest	1.3	2.7	1.2	2.2	4.8	0.0	12.2
DEA5C - Unna	1.8	3.6	1.6	3.0	6.5	0.0	16.5
DEB - Rheinland-Pfalz	5.5	11.1	4.9	9.3	19.8	0.0	50.5
DEB1 - Koblenz	1.5	3.0	1.3	2.5	5.3	0.0	13.6
DEB11 - Koblenz, Kreisfreie Stadt	0.1	0.2	0.1	0.2	0.4	0.0	1.0
DEB12 - Ahrweiler	0.1	0.3	0.1	0.2	0.5	0.0	1.2
DEB13 - Altenkirchen (Westerwald)	0.1	0.3	0.1	0.2	0.5	0.0	1.2
DEB14 - Bad Kreuznach	0.2	0.3	0.1	0.3	0.6	0.0	1.4
DEB15 - Birkenfeld	0.1	0.2	0.1	0.1	0.3	0.0	0.8
DEB16 - Cochem-Zell	0.1	0.1	0.1	0.1	0.2	0.0	0.6
DEB17 - Mayen-Koblenz	0.2	0.4	0.2	0.4	0.8	0.0	1.9
DEB18 - Neuwied	0.2	0.4	0.2	0.3	0.6	0.0	1.7
DEB19 - Rhein-Hunsrück-Kreis	0.1	0.2	0.1	0.2	0.4	0.0	0.9
DEB1A - Rhein-Lahn-Kreis	0.1	0.2	0.1	0.2	0.4	0.0	1.1
DEB1B - Westerwaldkreis	0.2	0.4	0.2	0.3	0.7	0.0	1.8
DEB2 - Trier	8.8	17.9	7.9	15.0	32.1	0.0	81.8
DEB21 - Trier, Kreisfreie Stadt	1.8	3.7	1.6	3.1	6.6	0.0	16.7
DEB22 - Berncastel-Wittlich	1.9	3.9	1.7	3.2	7.0	0.0	17.7
DEB23 - Eifelkreis Bitburg-Prüm	1.6	3.3	1.5	2.7	5.9	0.0	15.0
DEB24 - Vulkaneifel	1.1	2.1	0.9	1.8	3.8	0.0	9.8
DEB25 - Trier-Saarburg	2.4	4.9	2.2	4.1	8.9	0.0	22.6
DEB3 - Rheinhessen-Pfalz	2.8	5.6	2.5	4.7	10.1	0.0	25.6
DEB31 - Frankenthal (Pfalz), Kreisfreie Stadt	0.1	0.1	0.1	0.1	0.2	0.0	0.6
DEB32 - Kaiserslautern, Kreisfreie Stadt	0.1	0.3	0.1	0.2	0.5	0.0	1.3
DEB33 - Landau in der Pfalz, Kreisfreie Stadt	0.1	0.1	0.1	0.1	0.2	0.0	0.6
DEB34 - Ludwigshafen am Rhein, Kreisfreie Stadt	0.2	0.5	0.2	0.4	0.8	0.0	2.1
DEB35 - Mainz, Kreisfreie Stadt	0.3	0.6	0.2	0.5	1.0	0.0	2.5
DEB36 - Neustadt an der Weinstraße, Kreisfreie Stadt	0.1	0.1	0.1	0.1	0.3	0.0	0.7
DEB37 - Pirmasens, Kreisfreie Stadt	0.1	0.1	0.1	0.1	0.2	0.0	0.5

PUBLISHING OF NEWSPAPERS AND PERIODICALS

Germany Products Forecast (ISIC5813)

SUBSCRIPTIONS AND SALES - GENERAL NEWSPAPERS

2015 Industry Product Sales (Mill. US\$) (Projected)

Region	Employee Size of Establishments						Total
	1-9 Emps.	10-49 Emps.	50-99 Emps.	100-249 Emps.	250+ Emps.	Non-Employer	
DEB38 - Speyer, Kreisfreie Stadt	0.1	0.1	0.1	0.1	0.2	0.0	0.6
DEB39 - Worms, Kreisfreie Stadt	0.1	0.2	0.1	0.2	0.4	0.0	1.0
DEB3A - Zweibrücken, Kreisfreie Stadt	0.0	0.1	0.0	0.1	0.2	0.0	0.4
DEB3B - Alzey-Worms	0.2	0.3	0.2	0.3	0.6	0.0	1.6
DEB3C - Bad Dürkheim	0.2	0.4	0.2	0.3	0.7	0.0	1.7
DEB3D - Donnersbergkreis	0.1	0.2	0.1	0.2	0.4	0.0	1.0
DEB3E - Germersheim	0.2	0.3	0.2	0.3	0.6	0.0	1.6
DEB3F - Kaiserslautern, Landkreis	0.1	0.3	0.1	0.2	0.5	0.0	1.4
DEB3G - Kusel	0.1	0.2	0.1	0.2	0.4	0.0	0.9
DEB3H - Südliche Weinstraße	0.2	0.3	0.1	0.3	0.5	0.0	1.4
DEB3I - Rhein-Pfalz-Kreis	0.2	0.4	0.2	0.3	0.7	0.0	1.9
DEB3J - Mainz-Bingen	0.3	0.6	0.2	0.5	1.0	0.0	2.6
DEB3K - Südwestpfalz	0.1	0.3	0.1	0.2	0.5	0.0	1.3
DEC - Saarland	2.8	5.6	2.5	4.7	10.1	0.0	25.6
DEC0 - Saarland	12.1	24.6	10.9	20.6	44.1	0.0	112.4
DEC01 - Regionalverband Saarbrücken	4.0	8.0	3.5	6.7	14.4	0.0	36.7
DEC02 - Merzig-Wadern	1.2	2.5	1.1	2.1	4.5	0.0	11.6
DEC03 - Neunkirchen	1.6	3.3	1.5	2.8	6.0	0.0	15.2
DEC04 - Saarlouis	2.4	4.9	2.2	4.1	8.8	0.0	22.5
DEC05 - Saarpfalz-Kreis	1.8	3.6	1.6	3.0	6.5	0.0	16.5
DEC06 - St. Wendel	1.1	2.2	1.0	1.8	3.9	0.0	10.0
DED - Sachsen	0.9	1.9	0.8	1.6	3.4	0.0	8.7
DED2 - Dresden	0.4	0.7	0.3	0.6	1.3	0.0	3.4
DED21 - Dresden, Kreisfreie Stadt	0.1	0.2	0.1	0.2	0.4	0.0	1.1
DED2C - Bautzen	0.1	0.1	0.1	0.1	0.2	0.0	0.6
DED2D - Görlitz	0.1	0.1	0.1	0.1	0.2	0.0	0.6
DED2E - Meißen	0.1	0.1	0.1	0.1	0.2	0.0	0.6
DED2F - Sächsische Schweiz-Osterzgebirge	0.1	0.1	0.1	0.1	0.2	0.0	0.6
DED4 - Chemnitz	2.7	5.5	2.4	4.6	9.9	0.0	25.3
DED41 - Chemnitz, Kreisfreie Stadt	0.7	1.5	0.7	1.3	2.7	0.0	6.8
DED42 - Erzgebirgskreis	0.5	1.0	0.4	0.8	1.8	0.0	4.6
DED43 - Mittelsachsen	0.5	1.0	0.4	0.8	1.8	0.0	4.6
DED44 - Vogtlandkreis	0.5	1.0	0.4	0.8	1.8	0.0	4.6
DED45 - Zwickau	0.5	1.0	0.4	0.8	1.8	0.0	4.6
DED5 - Leipzig	11.7	23.8	10.5	19.9	42.7	0.0	108.6
DED51 - Leipzig, Kreisfreie Stadt	3.7	7.5	3.3	6.3	13.5	0.0	34.3
DED52 - Leipzig	4.0	8.2	3.6	6.9	14.7	0.0	37.5
DED53 - Nordsachsen	4.0	8.1	3.6	6.7	14.5	0.0	36.9

PUBLISHING OF NEWSPAPERS AND PERIODICALS

Germany Products Forecast (ISIC5813)

SUBSCRIPTIONS AND SALES - GENERAL NEWSPAPERS

2015 Industry Product Sales (Mill. US\$) (Projected)

Region	Employee Size of Establishments						Total
	1-9 Emps.	10-49 Emps.	50-99 Emps.	100-249 Emps.	250+ Emps.	Non-Employer	
DEE - Sachsen-Anhalt	11.7	23.8	10.5	19.9	42.7	0.0	108.6
DEE0 - Sachsen-Anhalt	4.0	8.2	3.6	6.8	14.7	0.0	37.3
DEE01 - Dessau-Roßlau, Kreisfreie Stadt	0.1	0.3	0.1	0.3	0.5	0.0	1.4
DEE02 - Halle (Saale), Kreisfreie Stadt	0.4	0.8	0.4	0.7	1.5	0.0	3.7
DEE03 - Magdeburg, Kreisfreie Stadt	0.4	0.8	0.4	0.7	1.4	0.0	3.7
DEE04 - Altmarkkreis Salzwedel	0.2	0.3	0.1	0.3	0.6	0.0	1.4
DEE05 - Anhalt-Bitterfeld	0.3	0.6	0.3	0.5	1.1	0.0	2.8
DEE06 - Jerichower Land	0.2	0.3	0.1	0.3	0.6	0.0	1.5
DEE07 - Börde	0.3	0.6	0.3	0.5	1.1	0.0	2.9
DEE08 - Burgenland (DE)	0.3	0.7	0.3	0.6	1.2	0.0	3.1
DEE09 - Harz	0.4	0.8	0.4	0.7	1.5	0.0	3.7
DEE0A - Mansfeld-Südharz	0.3	0.5	0.2	0.4	0.9	0.0	2.4
DEE0B - Saalekreis	0.3	0.7	0.3	0.6	1.2	0.0	3.2
DEE0C - Salzlandkreis	0.4	0.7	0.3	0.6	1.3	0.0	3.4
DEE0D - Stendal	0.2	0.4	0.2	0.4	0.8	0.0	2.0
DEE0E - Wittenberg	0.2	0.5	0.2	0.4	0.9	0.0	2.2
DEF - Schleswig-Holstein	4.0	8.2	3.6	6.8	14.7	0.0	37.3
DEF0 - Schleswig-Holstein	-	-	-	-	-	-	-
DEF01 - Flensburg, Kreisfreie Stadt	-	-	-	-	-	-	-
DEF02 - Kiel, Kreisfreie Stadt	-	-	-	-	-	-	-
DEF03 - Lübeck, Kreisfreie Stadt	-	-	-	-	-	-	-
DEF04 - Neumünster, Kreisfreie Stadt	-	-	-	-	-	-	-
DEF05 - Dithmarschen	-	-	-	-	-	-	-
DEF06 - Herzogtum Lauenburg	-	-	-	-	-	-	-
DEF07 - Nordfriesland	-	-	-	-	-	-	-
DEF08 - Ostholstein	-	-	-	-	-	-	-
DEF09 - Pinneberg	-	-	-	-	-	-	-
DEF0A - Plön	-	-	-	-	-	-	-
DEF0B - Rendsburg-Eckernförde	-	-	-	-	-	-	-
DEF0C - Schleswig-Flensburg	-	-	-	-	-	-	-
DEF0D - Segeberg	-	-	-	-	-	-	-
DEF0E - Steinburg	-	-	-	-	-	-	-
DEF0F - Stormarn	-	-	-	-	-	-	-
DEG - Thüringen	-	-	-	-	-	-	-
DEG0 - Thüringen	-	-	-	-	-	-	-
DEG01 - Erfurt, Kreisfreie Stadt	-	-	-	-	-	-	-
DEG02 - Gera, Kreisfreie Stadt	-	-	-	-	-	-	-

PUBLISHING OF NEWSPAPERS AND PERIODICALS

Germany Products Forecast (ISIC5813)

SUBSCRIPTIONS AND SALES - GENERAL NEWSPAPERS

2015 Industry Product Sales (Mill. US\$) (Projected)

Region	Employee Size of Establishments						Total
	1-9 Emps.	10-49 Emps.	50-99 Emps.	100-249 Emps.	250+ Emps.	Non-Employer	
DEG03 - Jena, Kreisfreie Stadt	-	-	-	-	-	-	-
DEG04 - Suhl, Kreisfreie Stadt	-	-	-	-	-	-	-
DEG05 - Weimar, Kreisfreie Stadt	-	-	-	-	-	-	-
DEG06 - Eichsfeld	-	-	-	-	-	-	-
DEG07 - Nordhausen	-	-	-	-	-	-	-
DEG09 - Unstrut-Hainich-Kreis	-	-	-	-	-	-	-
DEG0A - Kyffhäuserkreis	-	-	-	-	-	-	-
DEG0B - Schmalkalden-Meiningen	-	-	-	-	-	-	-
DEG0C - Gotha	-	-	-	-	-	-	-
DEG0D - Sömmerda	-	-	-	-	-	-	-
DEG0E - Hildburghausen	-	-	-	-	-	-	-
DEG0F - Ilm-Kreis	-	-	-	-	-	-	-
DEG0G - Weimarer Land	-	-	-	-	-	-	-
DEG0H - Sonneberg	-	-	-	-	-	-	-
DEG0I - Saalfeld-Rudolstadt	-	-	-	-	-	-	-
DEG0J - Saale-Holzland-Kreis	-	-	-	-	-	-	-
DEG0K - Saale-Orla-Kreis	-	-	-	-	-	-	-
DEG0L - Greiz	-	-	-	-	-	-	-
DEG0M - Altenburger Land	-	-	-	-	-	-	-
DEG0N - Eisenach, Kreisfreie Stadt	-	-	-	-	-	-	-
DEG0P - Wartburgkreis	-	-	-	-	-	-	-

PUBLISHING OF NEWSPAPERS AND PERIODICALS

Germany Products Forecast (ISIC5813)

SUBSCRIPTIONS AND SALES - GENERAL NEWSPAPERS

2015 Industry Product Sales (Mill. Euros) (Projected)

Region	Employee Size of Establishments						Total
	1-9 Emps.	10-49 Emps.	50-99 Emps.	100-249 Emps.	250+ Emps.	Non-Employer	
DE - Germany (until 1990 former territory of the FRG)	338.8	688.3	303.8	574.9	1,233.4	0.6	3,139.7
DE1 - Baden-Württemberg	46.9	95.3	42.1	79.6	170.8	0.1	434.9
DE11 - Stuttgart	16.1	32.8	14.5	27.4	58.7	0.0	149.5
DE111 - Stuttgart, Stadtkreis	2.4	4.9	2.2	4.1	8.9	0.0	22.6
DE112 - Böblingen	1.5	3.0	1.3	2.5	5.5	0.0	13.9
DE113 - Esslingen	2.1	4.2	1.9	3.5	7.5	0.0	19.2
DE114 - Göppingen	1.0	2.1	0.9	1.7	3.7	0.0	9.5
DE115 - Ludwigsburg	2.1	4.2	1.9	3.5	7.6	0.0	19.3
DE116 - Rems-Murr-Kreis	1.7	3.4	1.5	2.8	6.1	0.0	15.5
DE117 - Heilbronn, Stadtkreis	0.5	1.0	0.4	0.8	1.8	0.0	4.6
DE118 - Heilbronn, Landkreis	1.3	2.7	1.2	2.2	4.8	0.0	12.3
DE119 - Hohenlohekreis	0.4	0.9	0.4	0.7	1.6	0.0	4.1
DE11A - Schwäbisch Hall	0.8	1.5	0.7	1.3	2.8	0.0	7.0
DE11B - Main-Tauber-Kreis	0.5	1.1	0.5	0.9	2.0	0.0	5.0
DE11C - Heidenheim	0.5	1.1	0.5	0.9	1.9	0.0	4.9
DE11D - Ostalbkreis	1.3	2.5	1.1	2.1	4.6	0.0	11.6
DE12 - Karlsruhe	13.5	27.4	12.1	22.9	49.2	0.0	125.2
DE121 - Baden-Baden, Stadtkreis	0.3	0.5	0.2	0.5	1.0	0.0	2.5
DE122 - Karlsruhe, Stadtkreis	1.4	2.9	1.3	2.5	5.3	0.0	13.4
DE123 - Karlsruhe, Landkreis	2.1	4.3	1.9	3.6	7.7	0.0	19.7
DE124 - Rastatt	1.1	2.3	1.0	1.9	4.1	0.0	10.4
DE125 - Heidelberg, Stadtkreis	0.7	1.5	0.6	1.2	2.6	0.0	6.7
DE126 - Mannheim, Stadtkreis	1.5	3.1	1.4	2.6	5.6	0.0	14.3
DE127 - Neckar-Odenwald-Kreis	0.7	1.5	0.7	1.2	2.6	0.0	6.7
DE128 - Rhein-Neckar-Kreis	2.6	5.4	2.4	4.5	9.6	0.0	24.5
DE129 - Pforzheim, Stadtkreis	0.6	1.2	0.5	1.0	2.1	0.0	5.5
DE12A - Calw	0.8	1.6	0.7	1.3	2.8	0.0	7.2
DE12B - Enzkreis	1.0	1.9	0.9	1.6	3.5	0.0	8.9
DE12C - Freudenstadt	0.6	1.2	0.5	1.0	2.2	0.0	5.5
DE13 - Freiburg	11.9	24.2	10.7	20.2	43.3	0.0	110.3
DE131 - Freiburg im Breisgau, Stadtkreis	1.2	2.5	1.1	2.1	4.4	0.0	11.2
DE132 - Breisgau-Hochschwarzwald	1.4	2.8	1.2	2.3	4.9	0.0	12.6
DE133 - Emmendingen	0.9	1.7	0.8	1.5	3.1	0.0	7.9
DE134 - Ortenaukreis	2.3	4.6	2.0	3.8	8.2	0.0	20.9
DE135 - Rottweil	0.8	1.5	0.7	1.3	2.8	0.0	7.0
DE136 - Schwarzwald-Baar-Kreis	1.1	2.3	1.0	1.9	4.1	0.0	10.4
DE137 - Tuttlingen	0.7	1.5	0.7	1.2	2.7	0.0	6.7
DE138 - Konstanz	1.5	3.1	1.4	2.6	5.5	0.0	14.0

PUBLISHING OF NEWSPAPERS AND PERIODICALS

Germany Products Forecast (ISIC5813)

SUBSCRIPTIONS AND SALES - GENERAL NEWSPAPERS

2015 Industry Product Sales (Mill. Euros) (Projected)

Region	Employee Size of Establishments						Total
	1-9 Emps.	10-49 Emps.	50-99 Emps.	100-249 Emps.	250+ Emps.	Non-Employer	
DE139 - Lörrach	1.2	2.4	1.1	2.0	4.4	0.0	11.2
DE13A - Waldshut	0.9	1.8	0.8	1.5	3.3	0.0	8.3
DE14 - Tübingen	5.4	10.9	4.8	9.1	19.6	0.0	49.9
DE141 - Reutlingen	0.8	1.7	0.8	1.4	3.0	0.0	7.8
DE142 - Tübingen, Landkreis	0.7	1.3	0.6	1.1	2.4	0.0	6.1
DE143 - Zollernalbkreis	0.6	1.1	0.5	1.0	2.0	0.0	5.2
DE144 - Ulm, Stadtkreis	0.4	0.7	0.3	0.6	1.3	0.0	3.4
DE145 - Alb-Donau-Kreis	0.6	1.1	0.5	1.0	2.1	0.0	5.2
DE146 - Biberach	0.6	1.1	0.5	1.0	2.1	0.0	5.2
DE147 - Bodenseekreis	0.6	1.3	0.6	1.1	2.3	0.0	5.7
DE148 - Ravensburg	0.8	1.7	0.7	1.4	3.0	0.0	7.6
DE149 - Sigmaringen	0.4	0.8	0.3	0.7	1.4	0.0	3.6
DE2 - Bayern	71.6	145.4	64.2	121.4	260.5	0.1	663.1
DE21 - Oberbayern	36.0	73.1	32.2	61.0	130.9	0.1	333.3
DE211 - Ingolstadt, Kreisfreie Stadt	1.0	2.1	0.9	1.7	3.7	0.0	9.5
DE212 - München, Kreisfreie Stadt	11.1	22.5	9.9	18.8	40.3	0.0	102.5
DE213 - Rosenheim, Kreisfreie Stadt	0.5	1.0	0.5	0.9	1.8	0.0	4.7
DE214 - Altötting	0.9	1.8	0.8	1.5	3.2	0.0	8.2
DE215 - Berchtesgadener Land	0.8	1.7	0.8	1.4	3.1	0.0	7.8
DE216 - Bad Tölz-Wolfratshausen	1.0	2.0	0.9	1.7	3.6	0.0	9.3
DE217 - Dachau	1.1	2.3	1.0	1.9	4.1	0.0	10.5
DE218 - Ebersberg	1.1	2.2	1.0	1.8	3.9	0.0	9.8
DE219 - Eichstätt	1.0	2.1	0.9	1.7	3.7	0.0	9.5
DE21A - Erding	1.0	2.1	0.9	1.8	3.8	0.0	9.7
DE21B - Freising	1.4	2.8	1.2	2.3	5.0	0.0	12.7
DE21C - Fürstenfeldbruck	1.7	3.4	1.5	2.8	6.1	0.0	15.6
DE21D - Garmisch-Partenkirchen	0.7	1.4	0.6	1.2	2.6	0.0	6.6
DE21E - Landsberg am Lech	0.9	1.9	0.8	1.6	3.4	0.0	8.7
DE21F - Miesbach	0.8	1.6	0.7	1.3	2.9	0.0	7.3
DE21G - Mühldorf am Inn	0.9	1.8	0.8	1.5	3.3	0.0	8.4
DE21H - München, Landkreis	2.6	5.4	2.4	4.5	9.6	0.0	24.5
DE21I - Neuburg-Schrobenhausen	0.8	1.5	0.7	1.3	2.7	0.0	7.0
DE21J - Pfaffenhofen an der Ilm	1.0	2.0	0.9	1.6	3.5	0.0	8.9
DE21K - Rosenheim, Landkreis	2.1	4.2	1.8	3.5	7.5	0.0	19.0
DE21L - Starnberg	1.1	2.2	1.0	1.8	3.9	0.0	9.9
DE21M - Traunstein	1.4	2.9	1.3	2.4	5.1	0.0	13.0
DE21N - Weilheim-Schongau	1.1	2.2	1.0	1.8	3.9	0.0	10.0
DE22 - Niederbayern	3.6	7.4	3.3	6.2	13.2	0.0	33.6
DE221 - Landshut, Kreisfreie Stadt	0.2	0.4	0.2	0.3	0.7	0.0	1.8

PUBLISHING OF NEWSPAPERS AND PERIODICALS

Germany Products Forecast (ISIC5813)

SUBSCRIPTIONS AND SALES - GENERAL NEWSPAPERS

2015 Industry Product Sales (Mill. Euros) (Projected)

Region	Employee Size of Establishments						Total
	1-9 Emps.	10-49 Emps.	50-99 Emps.	100-249 Emps.	250+ Emps.	Non-Employer	
DE222 - Passau, Kreisfreie Stadt	0.2	0.3	0.1	0.3	0.6	0.0	1.4
DE223 - Straubing, Kreisfreie Stadt	0.1	0.3	0.1	0.2	0.5	0.0	1.3
DE224 - Deggendorf	0.4	0.7	0.3	0.6	1.3	0.0	3.3
DE225 - Freyung-Grafenau	0.2	0.5	0.2	0.4	0.9	0.0	2.2
DE226 - Kelheim	0.3	0.7	0.3	0.6	1.3	0.0	3.2
DE227 - Landshut, Landkreis	0.5	0.9	0.4	0.8	1.7	0.0	4.2
DE228 - Passau, Landkreis	0.6	1.2	0.5	1.0	2.1	0.0	5.3
DE229 - Regen	0.2	0.5	0.2	0.4	0.9	0.0	2.2
DE22A - Rottal-Inn	0.4	0.7	0.3	0.6	1.3	0.0	3.3
DE22B - Straubing-Bogen	0.3	0.6	0.3	0.5	1.1	0.0	2.8
DE22C - Dingolfing-Landau	0.3	0.6	0.2	0.5	1.0	0.0	2.6
DE23 - Oberpfalz	5.6	11.4	5.0	9.5	20.4	0.0	52.0
DE231 - Amberg, Kreisfreie Stadt	0.2	0.5	0.2	0.4	0.8	0.0	2.1
DE232 - Regensburg, Kreisfreie Stadt	0.7	1.4	0.6	1.2	2.5	0.0	6.5
DE233 - Weiden in der Oberpfalz, Kreisfreie Stadt	0.2	0.4	0.2	0.4	0.8	0.0	2.0
DE234 - Amberg-Sulzbach	0.5	1.1	0.5	0.9	2.0	0.0	5.1
DE235 - Cham	0.7	1.4	0.6	1.1	2.4	0.0	6.2
DE236 - Neumarkt in der Oberpfalz	0.7	1.3	0.6	1.1	2.4	0.0	6.2
DE237 - Neustadt an der Waldnaab	0.5	1.0	0.5	0.9	1.8	0.0	4.7
DE238 - Regensburg, Landkreis	1.0	1.9	0.9	1.6	3.5	0.0	8.8
DE239 - Schwandorf	0.7	1.5	0.7	1.3	2.7	0.0	6.9
DE23A - Tirschenreuth	0.4	0.8	0.3	0.7	1.4	0.0	3.6
DE24 - Oberfranken	4.2	8.6	3.8	7.2	15.4	0.0	39.2
DE241 - Bamberg, Kreisfreie Stadt	0.3	0.6	0.2	0.5	1.0	0.0	2.6
DE242 - Bayreuth, Kreisfreie Stadt	0.3	0.6	0.3	0.5	1.0	0.0	2.6
DE243 - Coburg, Kreisfreie Stadt	0.2	0.3	0.1	0.3	0.6	0.0	1.5
DE244 - Hof, Kreisfreie Stadt	0.2	0.4	0.2	0.3	0.7	0.0	1.7
DE245 - Bamberg, Landkreis	0.6	1.2	0.5	1.0	2.1	0.0	5.3
DE246 - Bayreuth, Landkreis	0.4	0.9	0.4	0.7	1.5	0.0	3.9
DE247 - Coburg, Landkreis	0.3	0.7	0.3	0.6	1.3	0.0	3.2
DE248 - Forchheim	0.4	0.9	0.4	0.8	1.6	0.0	4.1
DE249 - Hof, Landkreis	0.4	0.8	0.4	0.7	1.4	0.0	3.7
DE24A - Kronach	0.3	0.6	0.2	0.5	1.0	0.0	2.6
DE24B - Kulmbach	0.3	0.6	0.3	0.5	1.1	0.0	2.7
DE24C - Lichtenfels	0.3	0.5	0.2	0.5	1.0	0.0	2.5
DE24D - Wunsiedel im Fichtelgebirge	0.3	0.6	0.3	0.5	1.1	0.0	2.8
DE25 - Mittelfranken	5.6	11.3	5.0	9.5	20.3	0.0	51.7
DE251 - Ansbach, Kreisfreie Stadt	0.1	0.3	0.1	0.2	0.5	0.0	1.2

PUBLISHING OF NEWSPAPERS AND PERIODICALS

Germany Products Forecast (ISIC5813)

SUBSCRIPTIONS AND SALES - GENERAL NEWSPAPERS

2015 Industry Product Sales (Mill. Euros) (Projected)

Region	Employee Size of Establishments						Total
	1-9 Emps.	10-49 Emps.	50-99 Emps.	100-249 Emps.	250+ Emps.	Non-Employer	
DE252 - Erlangen, Kreisfreie Stadt	0.3	0.7	0.3	0.6	1.3	0.0	3.2
DE253 - Fürth, Kreisfreie Stadt	0.4	0.8	0.3	0.6	1.4	0.0	3.5
DE254 - Nürnberg, Kreisfreie Stadt	1.6	3.3	1.5	2.8	6.0	0.0	15.2
DE255 - Schwabach, Kreisfreie Stadt	0.1	0.3	0.1	0.2	0.5	0.0	1.2
DE256 - Ansbach, Landkreis	0.6	1.2	0.5	1.0	2.1	0.0	5.4
DE257 - Erlangen-Höchstadt	0.4	0.9	0.4	0.7	1.6	0.0	4.0
DE258 - Fürth, Landkreis	0.4	0.8	0.3	0.6	1.4	0.0	3.5
DE259 - Nürnberger Land	0.5	1.1	0.5	0.9	2.0	0.0	5.0
DE25A - Neustadt an der Aisch-Bad Windsheim	0.3	0.6	0.3	0.5	1.2	0.0	3.0
DE25B - Roth	0.4	0.8	0.4	0.7	1.5	0.0	3.8
DE25C - Weißenburg-Gunzenhausen	0.3	0.6	0.3	0.5	1.1	0.0	2.8
DE26 - Unterfranken	5.0	10.2	4.5	8.5	18.3	0.0	46.5
DE261 - Aschaffenburg, Kreisfreie Stadt	0.3	0.5	0.2	0.4	1.0	0.0	2.4
DE262 - Schweinfurt, Kreisfreie Stadt	0.2	0.4	0.2	0.3	0.7	0.0	1.9
DE263 - Würzburg, Kreisfreie Stadt	0.5	1.0	0.5	0.9	1.8	0.0	4.7
DE264 - Aschaffenburg, Landkreis	0.7	1.3	0.6	1.1	2.4	0.0	6.1
DE265 - Bad Kissingen	0.4	0.8	0.4	0.7	1.4	0.0	3.7
DE266 - Rhön-Grabfeld	0.3	0.6	0.3	0.5	1.2	0.0	2.9
DE267 - Haßberge	0.3	0.7	0.3	0.5	1.2	0.0	3.0
DE268 - Kitzingen	0.3	0.7	0.3	0.6	1.2	0.0	3.1
DE269 - Miltenberg	0.5	1.0	0.4	0.8	1.8	0.0	4.5
DE26A - Main-Spessart	0.5	1.0	0.4	0.8	1.8	0.0	4.5
DE26B - Schweinfurt, Landkreis	0.4	0.9	0.4	0.7	1.6	0.0	4.0
DE26C - Würzburg, Landkreis	0.6	1.2	0.5	1.0	2.2	0.0	5.6
DE27 - Schwaben	11.5	23.4	10.3	19.6	42.0	0.0	106.8
DE271 - Augsburg, Kreisfreie Stadt	1.7	3.5	1.5	2.9	6.2	0.0	15.8
DE272 - Kaufbeuren, Kreisfreie Stadt	0.3	0.5	0.2	0.5	1.0	0.0	2.5
DE273 - Kempten (Allgäu), Kreisfreie Stadt	0.4	0.8	0.4	0.7	1.5	0.0	3.7
DE274 - Memmingen, Kreisfreie Stadt	0.3	0.5	0.2	0.5	1.0	0.0	2.5
DE275 - Aichach-Friedberg	0.8	1.7	0.7	1.4	3.0	0.0	7.7
DE276 - Augsburg, Landkreis	1.5	3.1	1.4	2.6	5.6	0.0	14.4
DE277 - Dillingen an der Donau	0.6	1.2	0.5	1.0	2.2	0.0	5.6
DE278 - Günzburg	0.8	1.6	0.7	1.3	2.8	0.0	7.2
DE279 - Neu-Ulm	1.1	2.2	1.0	1.8	3.9	0.0	9.9

PUBLISHING OF NEWSPAPERS AND PERIODICALS

Germany Products Forecast (ISIC5813)

SUBSCRIPTIONS AND SALES - GENERAL NEWSPAPERS

2015 Industry Product Sales (Mill. Euros) (Projected)

Region	Employee Size of Establishments						Total
	1-9 Emps.	10-49 Emps.	50-99 Emps.	100-249 Emps.	250+ Emps.	Non-Employer	
DE27A - Lindau (Bodensee)	0.5	1.0	0.5	0.9	1.9	0.0	4.8
DE27B - Ostallgäu	0.9	1.8	0.8	1.5	3.2	0.0	8.0
DE27C - Unterallgäu	0.9	1.8	0.8	1.5	3.2	0.0	8.1
DE27D - Donau-Ries	0.8	1.7	0.7	1.4	3.0	0.0	7.7
DE27E - Oberallgäu	1.0	2.0	0.9	1.6	3.5	0.0	9.0
DE3 - Berlin	18.5	37.6	16.6	31.4	67.3	0.0	171.3
DE30 - Berlin	18.5	37.6	16.6	31.4	67.3	0.0	171.3
DE300 - Berlin	18.5	37.6	16.6	31.4	67.3	0.0	171.3
DE4 - Brandenburg	5.1	10.3	4.6	8.6	18.5	0.0	47.2
DE40 - Brandenburg	0.2	0.5	0.2	0.4	0.8	0.0	2.1
DE401 - Brandenburg an der Havel, Kreisfreie Stadt	0.1	0.3	0.1	0.2	0.5	0.0	1.4
DE402 - Cottbus, Kreisfreie Stadt	0.2	0.4	0.2	0.4	0.8	0.0	1.9
DE403 - Frankfurt (Oder), Kreisfreie Stadt	0.1	0.2	0.1	0.2	0.4	0.0	1.1
DE404 - Potsdam, Kreisfreie Stadt	0.3	0.6	0.3	0.5	1.2	0.0	2.9
DE405 - Barnim	0.4	0.7	0.3	0.6	1.3	0.0	3.3
DE406 - Dahme-Spreewald	0.3	0.7	0.3	0.6	1.2	0.0	3.0
DE407 - Elbe-Elster	0.2	0.5	0.2	0.4	0.8	0.0	2.1
DE408 - Havelland	0.3	0.6	0.3	0.5	1.1	0.0	2.9
DE409 - Märkisch-Oderland	0.4	0.8	0.3	0.7	1.4	0.0	3.6
DE40A - Oberhavel	0.4	0.8	0.4	0.7	1.5	0.0	3.8
DE40B - Oberspreewald-Lausitz	0.2	0.5	0.2	0.4	0.9	0.0	2.3
DE40C - Oder-Spree	0.4	0.8	0.3	0.6	1.4	0.0	3.5
DE40D - Ostprignitz-Ruppin	0.2	0.4	0.2	0.4	0.8	0.0	1.9
DE40E - Potsdam-Mittelmark	0.4	0.8	0.4	0.7	1.5	0.0	3.9
DE40F - Prignitz	0.2	0.3	0.2	0.3	0.6	0.0	1.6
DE40G - Spree-Neiße	0.3	0.5	0.2	0.4	0.9	0.0	2.4
DE40H - Teltow-Fläming	0.3	0.7	0.3	0.6	1.2	0.0	3.0
DE40I - Uckermark	0.3	0.5	0.2	0.4	1.0	0.0	2.5
DE5 - Bremen	2.5	5.2	2.3	4.3	9.3	0.0	23.6
DE50 - Bremen	19.8	40.1	17.7	33.5	71.9	0.0	183.1
DE501 - Bremen, Kreisfreie Stadt	16.4	33.2	14.7	27.8	59.6	0.0	151.6
DE502 - Bremerhaven, Kreisfreie Stadt	3.4	6.9	3.0	5.8	12.4	0.0	31.5
DE6 - Hamburg	19.8	40.1	17.7	33.5	71.9	0.0	183.1
DE60 - Hamburg	27.4	55.7	24.6	46.5	99.9	0.0	254.2
DE600 - Hamburg	27.4	55.7	24.6	46.5	99.9	0.0	254.2
DE7 - Hessen	18.3	37.2	16.4	31.1	66.6	0.0	169.6
DE71 - Darmstadt	4.2	8.5	3.8	7.1	15.3	0.0	38.8
DE711 - Darmstadt, Kreisfreie Stadt	0.2	0.3	0.1	0.3	0.6	0.0	1.5

PUBLISHING OF NEWSPAPERS AND PERIODICALS

Germany Products Forecast (ISIC5813)

SUBSCRIPTIONS AND SALES - GENERAL NEWSPAPERS

2015 Industry Product Sales (Mill. Euros) (Projected)

Region	Employee Size of Establishments						Total
	1-9 Emps.	10-49 Emps.	50-99 Emps.	100-249 Emps.	250+ Emps.	Non-Employer	
DE712 - Frankfurt am Main, Kreisfreie Stadt	0.7	1.5	0.7	1.3	2.7	0.0	6.9
DE713 - Offenbach am Main, Kreisfreie Stadt	0.1	0.3	0.1	0.2	0.5	0.0	1.2
DE714 - Wiesbaden, Kreisfreie Stadt	0.3	0.6	0.3	0.5	1.1	0.0	2.8
DE715 - Bergstraße	0.3	0.6	0.3	0.5	1.1	0.0	2.7
DE716 - Darmstadt-Dieburg	0.3	0.6	0.3	0.5	1.2	0.0	3.0
DE717 - Groß-Gerau	0.3	0.6	0.3	0.5	1.0	0.0	2.6
DE718 - Hochtaunuskreis	0.3	0.5	0.2	0.4	0.9	0.0	2.3
DE719 - Main-Kinzig-Kreis	0.4	0.9	0.4	0.8	1.6	0.0	4.2
DE71A - Main-Taunus-Kreis	0.3	0.5	0.2	0.4	0.9	0.0	2.3
DE71B - Odenwaldkreis	0.1	0.2	0.1	0.2	0.4	0.0	1.0
DE71C - Offenbach, Landkreis	0.4	0.8	0.3	0.6	1.4	0.0	3.5
DE71D - Rheingau-Taunus-Kreis	0.2	0.4	0.2	0.3	0.7	0.0	1.9
DE71E - Wetteraukreis	0.3	0.7	0.3	0.6	1.2	0.0	3.0
DE72 - Gießen	4.9	10.0	4.4	8.4	18.0	0.0	45.8
DE721 - Gießen, Landkreis	1.2	2.5	1.1	2.1	4.4	0.0	11.2
DE722 - Lahn-Dill-Kreis	1.2	2.4	1.1	2.0	4.4	0.0	11.2
DE723 - Limburg-Weilburg	0.8	1.6	0.7	1.4	3.0	0.0	7.5
DE724 - Marburg-Biedenkopf	1.2	2.4	1.1	2.0	4.3	0.0	11.0
DE725 - Vogelsbergkreis	0.5	1.1	0.5	0.9	1.9	0.0	4.8
DE73 - Kassel	2.9	5.9	2.6	5.0	10.6	0.0	27.1
DE731 - Kassel, Kreisfreie Stadt	0.5	0.9	0.4	0.8	1.7	0.0	4.3
DE732 - Fulda	0.5	1.1	0.5	0.9	1.9	0.0	4.8
DE733 - Hersfeld-Rotenburg	0.3	0.6	0.3	0.5	1.1	0.0	2.7
DE734 - Kassel, Landkreis	0.6	1.2	0.5	1.0	2.1	0.0	5.3
DE735 - Schwalm-Eder-Kreis	0.4	0.9	0.4	0.7	1.6	0.0	4.1
DE736 - Waldeck-Frankenberg	0.4	0.8	0.3	0.7	1.4	0.0	3.6
DE737 - Werra-Meißner-Kreis	0.2	0.5	0.2	0.4	0.9	0.0	2.3
DE8 - Mecklenburg-Vorpommern	2.9	5.9	2.6	5.0	10.6	0.0	27.1
DE80 - Mecklenburg-Vorpommern	28.1	57.1	25.2	47.7	102.3	0.0	260.5
DE801 - Greifswald, Kreisfreie Stadt	0.9	1.9	0.8	1.6	3.4	0.0	8.6
DE802 - Neubrandenburg, Kreisfreie Stadt	1.1	2.3	1.0	1.9	4.1	0.0	10.3
DE803 - Rostock, Kreisfreie Stadt	3.4	7.0	3.1	5.9	12.6	0.0	32.0
DE804 - Schwerin, Kreisfreie Stadt	1.6	3.3	1.5	2.8	5.9	0.0	15.0
DE805 - Stralsund, Kreisfreie Stadt	1.0	2.0	0.9	1.7	3.6	0.0	9.1
DE806 - Wismar, Kreisfreie Stadt	0.8	1.5	0.7	1.3	2.8	0.0	7.0
DE807 - Bad Doberan	2.0	4.1	1.8	3.4	7.3	0.0	18.6

PUBLISHING OF NEWSPAPERS AND PERIODICALS

Germany Products Forecast (ISIC5813)

SUBSCRIPTIONS AND SALES - GENERAL NEWSPAPERS

2015 Industry Product Sales (Mill. Euros) (Projected)

Region	Employee Size of Establishments						Total
	1-9 Emps.	10-49 Emps.	50-99 Emps.	100-249 Emps.	250+ Emps.	Non-Employer	
DE808 - Demmin	1.4	2.8	1.2	2.3	5.0	0.0	12.7
DE809 - Güstrow	1.7	3.4	1.5	2.9	6.2	0.0	15.7
DE80A - Ludwigslust	2.1	4.3	1.9	3.6	7.6	0.0	19.5
DE80B - Mecklenburg-Strelitz	1.3	2.7	1.2	2.3	4.8	0.0	12.3
DE80C - Müritz	1.1	2.3	1.0	1.9	4.0	0.0	10.3
DE80D - Nordvorpommern	1.8	3.7	1.6	3.1	6.6	0.0	16.8
DE80E - Nordwestmecklenburg	2.0	4.0	1.8	3.4	7.2	0.0	18.4
DE80F - Ostvorpommern	1.8	3.7	1.6	3.1	6.6	0.0	16.7
DE80G - Parchim	1.6	3.3	1.5	2.8	6.0	0.0	15.2
DE80H - Rügen	1.2	2.4	1.0	2.0	4.2	0.0	10.7
DE80I - Uecker-Randow	1.2	2.5	1.1	2.1	4.5	0.0	11.5
DE9 - Niedersachsen	4.3	8.7	3.8	7.2	15.5	0.0	39.5
DE91 - Braunschweig	8.7	17.7	7.8	14.8	31.7	0.0	80.8
DE911 - Braunschweig, Kreisfreie Stadt	1.3	2.7	1.2	2.3	4.9	0.0	12.4
DE912 - Salzgitter, Kreisfreie Stadt	0.6	1.1	0.5	0.9	2.0	0.0	5.2
DE913 - Wolfsburg, Kreisfreie Stadt	0.7	1.3	0.6	1.1	2.4	0.0	6.1
DE914 - Gifhorn	0.9	1.9	0.8	1.6	3.4	0.0	8.7
DE915 - Göttingen	1.4	2.8	1.3	2.4	5.1	0.0	13.0
DE916 - Goslar	0.8	1.6	0.7	1.3	2.8	0.0	7.2
DE917 - Helmstedt	0.5	1.0	0.5	0.9	1.8	0.0	4.7
DE918 - Northeim	0.8	1.5	0.7	1.3	2.8	0.0	7.0
DE919 - Osterode am Harz	0.4	0.9	0.4	0.7	1.5	0.0	3.9
DE91A - Peine	0.7	1.4	0.6	1.2	2.6	0.0	6.6
DE91B - Wolfenbüttel	0.7	1.3	0.6	1.1	2.4	0.0	6.1
DE92 - Hannover	7.4	15.1	6.6	12.6	27.0	0.0	68.7
DE922 - Diepholz	0.7	1.5	0.7	1.3	2.7	0.0	6.9
DE923 - Hameln-Pyrmont	0.5	1.1	0.5	0.9	1.9	0.0	5.0
DE925 - Hildesheim	1.0	2.0	0.9	1.7	3.6	0.0	9.1
DE926 - Holz Minden	0.3	0.5	0.2	0.4	0.9	0.0	2.4
DE927 - Nienburg (Weser)	0.4	0.9	0.4	0.7	1.5	0.0	3.9
DE928 - Schaumburg	0.6	1.1	0.5	0.9	2.0	0.0	5.2
DE929 - Region Hannover	3.9	8.0	3.5	6.6	14.3	0.0	36.3
DE93 - Lüneburg	7.7	15.7	6.9	13.1	28.2	0.0	71.8
DE931 - Celle	0.8	1.7	0.7	1.4	3.0	0.0	7.6
DE932 - Cuxhaven	0.9	1.9	0.8	1.6	3.3	0.0	8.5
DE933 - Harburg	1.1	2.3	1.0	1.9	4.1	0.0	10.4
DE934 - Lüchow-Dannenberg	0.2	0.5	0.2	0.4	0.8	0.0	2.1
DE935 - Lüneburg, Landkreis	0.8	1.6	0.7	1.4	3.0	0.0	7.5
DE936 - Osterholz	0.5	1.0	0.5	0.9	1.9	0.0	4.7

PUBLISHING OF NEWSPAPERS AND PERIODICALS

Germany Products Forecast (ISIC5813)

SUBSCRIPTIONS AND SALES - GENERAL NEWSPAPERS

2015 Industry Product Sales (Mill. Euros) (Projected)

Region	Employee Size of Establishments						Total
	1-9 Emps.	10-49 Emps.	50-99 Emps.	100-249 Emps.	250+ Emps.	Non-Employer	
DE937 - Rotenburg (Wümme)	0.8	1.5	0.7	1.3	2.7	0.0	7.0
DE938 - Soltau-Fallingb.ostel	0.6	1.3	0.6	1.1	2.3	0.0	5.9
DE939 - Stade	0.9	1.8	0.8	1.5	3.3	0.0	8.4
DE93A - Uelzen	0.4	0.9	0.4	0.7	1.6	0.0	4.0
DE93B - Verden	0.6	1.2	0.5	1.0	2.2	0.0	5.7
DE94 - Weser-Ems	70.7	143.7	63.4	120.0	257.5	0.1	655.5
DE941 - Delmenhorst, Kreisfreie Stadt	2.1	4.3	1.9	3.6	7.7	0.0	19.7
DE942 - Emden, Kreisfreie Stadt	1.5	3.0	1.3	2.5	5.4	0.0	13.6
DE943 - Oldenburg (Oldenburg), Kreisfreie Stadt	4.6	9.4	4.1	7.8	16.8	0.0	42.8
DE944 - Osnabrück, Kreisfreie Stadt	4.7	9.5	4.2	7.9	17.0	0.0	43.3
DE945 - Wilhelmshaven, Kreisfreie Stadt	2.3	4.7	2.1	3.9	8.4	0.0	21.5
DE946 - Ammerland	3.4	6.8	3.0	5.7	12.2	0.0	31.2
DE947 - Aurich	5.4	11.0	4.8	9.2	19.6	0.0	50.0
DE948 - Cloppenburg	4.5	9.2	4.0	7.7	16.4	0.0	41.8
DE949 - Emsland	8.9	18.2	8.0	15.2	32.5	0.0	82.9
DE94A - Friesland (DE)	2.8	5.8	2.6	4.8	10.4	0.0	26.4
DE94B - Grafschaft Bentheim	3.9	7.8	3.5	6.6	14.1	0.0	35.8
DE94C - Leer	4.7	9.6	4.2	8.0	17.1	0.0	43.6
DE94D - Oldenburg, Landkreis	3.6	7.4	3.2	6.1	13.2	0.0	33.6
DE94E - Osnabrück, Landkreis	10.2	20.7	9.1	17.3	37.1	0.0	94.4
DE94F - Vechta	3.9	7.8	3.5	6.5	14.0	0.0	35.8
DE94G - Wesermarsch	2.6	5.3	2.3	4.4	9.5	0.0	24.1
DE94H - Wittmund	1.6	3.3	1.5	2.8	6.0	0.0	15.2
DEA - Nordrhein-Westfalen	19.6	39.9	17.6	33.3	71.5	0.0	182.1
DEA1 - Düsseldorf	27.4	55.6	24.5	46.4	99.6	0.0	253.5
DEA11 - Düsseldorf, Kreisfreie Stadt	3.1	6.3	2.8	5.3	11.3	0.0	28.8
DEA12 - Duisburg, Kreisfreie Stadt	2.6	5.3	2.3	4.4	9.5	0.0	24.1
DEA13 - Essen, Kreisfreie Stadt	3.0	6.2	2.7	5.2	11.1	0.0	28.2
DEA14 - Krefeld, Kreisfreie Stadt	1.2	2.5	1.1	2.1	4.5	0.0	11.5
DEA15 - Mönchengladbach, Kreisfreie Stadt	1.4	2.8	1.2	2.3	5.0	0.0	12.7
DEA16 - Mülheim an der Ruhr, Kreisfreie Stadt	0.9	1.8	0.8	1.5	3.2	0.0	8.2
DEA17 - Oberhausen, Kreisfreie Stadt	1.1	2.3	1.0	1.9	4.1	0.0	10.5
DEA18 - Remscheid, Kreisfreie Stadt	0.6	1.2	0.5	1.0	2.1	0.0	5.4
DEA19 - Solingen, Kreisfreie Stadt	0.8	1.7	0.8	1.4	3.1	0.0	7.9

PUBLISHING OF NEWSPAPERS AND PERIODICALS

Germany Products Forecast (ISIC5813)

SUBSCRIPTIONS AND SALES - GENERAL NEWSPAPERS

2015 Industry Product Sales (Mill. Euros) (Projected)

Region	Employee Size of Establishments						Total
	1-9 Emps.	10-49 Emps.	50-99 Emps.	100-249 Emps.	250+ Emps.	Non-Employer	
DEA1A - Wuppertal, Kreisfreie Stadt	1.9	3.8	1.7	3.1	6.8	0.0	17.2
DEA1B - Kleve	1.6	3.3	1.5	2.8	5.9	0.0	15.1
DEA1C - Mettmann	2.6	5.3	2.4	4.5	9.6	0.0	24.3
DEA1D - Rhein-Kreis Neuss	2.3	4.8	2.1	4.0	8.5	0.0	21.7
DEA1E - Viersen	1.6	3.2	1.4	2.7	5.8	0.0	14.8
DEA1F - Wesel	2.5	5.0	2.2	4.2	9.0	0.0	23.0
DEA2 - Köln	10.1	20.6	9.1	17.2	36.9	0.0	94.0
DEA22 - Bonn, Kreisfreie Stadt	0.7	1.5	0.7	1.3	2.7	0.0	6.9
DEA23 - Köln, Kreisfreie Stadt	2.3	4.7	2.1	3.9	8.4	0.0	21.5
DEA24 - Leverkusen, Kreisfreie Stadt	0.4	0.8	0.3	0.6	1.4	0.0	3.4
DEA26 - Düren	0.6	1.3	0.6	1.1	2.3	0.0	5.7
DEA27 - Rhein-Erft-Kreis	1.1	2.2	1.0	1.8	3.9	0.0	9.9
DEA28 - Euskirchen	0.4	0.9	0.4	0.8	1.6	0.0	4.1
DEA29 - Heinsberg	0.6	1.2	0.5	1.0	2.1	0.0	5.5
DEA2A - Oberbergischer Kreis	0.7	1.3	0.6	1.1	2.4	0.0	6.0
DEA2B - Rheinisch-Bergischer Kreis	0.6	1.3	0.6	1.1	2.3	0.0	5.9
DEA2C - Rhein-Sieg-Kreis	1.4	2.8	1.2	2.3	5.0	0.0	12.8
DEA2D - Städteregion Aachen	1.3	2.6	1.1	2.2	4.6	0.0	11.8
DEA3 - Münster	4.9	9.9	4.4	8.3	17.7	0.0	45.1
DEA31 - Bottrop, Kreisfreie Stadt	0.2	0.4	0.2	0.4	0.8	0.0	2.0
DEA32 - Gelsenkirchen, Kreisfreie Stadt	0.5	1.0	0.4	0.8	1.8	0.0	4.5
DEA33 - Münster, Kreisfreie Stadt	0.5	1.1	0.5	0.9	1.9	0.0	4.8
DEA34 - Borken	0.7	1.4	0.6	1.2	2.5	0.0	6.4
DEA35 - Coesfeld	0.4	0.8	0.4	0.7	1.5	0.0	3.8
DEA36 - Recklinghausen	1.2	2.4	1.1	2.0	4.3	0.0	11.0
DEA37 - Steinfurt	0.8	1.7	0.7	1.4	3.0	0.0	7.7
DEA38 - Warendorf	0.5	1.1	0.5	0.9	1.9	0.0	4.8
DEA4 - Detmold	8.8	17.8	7.9	14.9	31.9	0.0	81.2
DEA41 - Bielefeld, Kreisfreie Stadt	1.4	2.8	1.2	2.4	5.0	0.0	12.9
DEA42 - Gütersloh	1.5	3.1	1.4	2.6	5.5	0.0	14.1
DEA43 - Herford	1.1	2.2	1.0	1.8	3.9	0.0	9.9
DEA44 - Höxter	0.6	1.3	0.6	1.1	2.3	0.0	5.9
DEA45 - Lippe	1.5	3.1	1.4	2.6	5.5	0.0	14.0
DEA46 - Minden-Lübbecke	1.4	2.7	1.2	2.3	4.9	0.0	12.5
DEA47 - Paderborn	1.3	2.6	1.2	2.2	4.7	0.0	11.9
DEA5 - Arnsberg	14.5	29.5	13.0	24.6	52.9	0.0	134.6
DEA51 - Bochum, Kreisfreie Stadt	1.5	3.0	1.3	2.5	5.4	0.0	13.8
DEA52 - Dortmund, Kreisfreie Stadt	2.3	4.7	2.1	3.9	8.4	0.0	21.3
DEA53 - Hagen, Kreisfreie Stadt	0.7	1.5	0.7	1.3	2.7	0.0	6.9

PUBLISHING OF NEWSPAPERS AND PERIODICALS

Germany Products Forecast (ISIC5813)

SUBSCRIPTIONS AND SALES - GENERAL NEWSPAPERS

2015 Industry Product Sales (Mill. Euros) (Projected)

Region	Employee Size of Establishments						Total
	1-9 Emps.	10-49 Emps.	50-99 Emps.	100-249 Emps.	250+ Emps.	Non-Employer	
DEA54 - Hamm, Kreisfreie Stadt	0.7	1.5	0.6	1.2	2.6	0.0	6.7
DEA55 - Herne, Kreisfreie Stadt	0.7	1.3	0.6	1.1	2.4	0.0	6.1
DEA56 - Ennepe-Ruhr-Kreis	1.3	2.7	1.2	2.2	4.8	0.0	12.2
DEA57 - Hochsauerlandkreis	1.1	2.2	1.0	1.8	3.9	0.0	9.9
DEA58 - Märkischer Kreis	1.7	3.5	1.5	2.9	6.2	0.0	15.9
DEA59 - Olpe	0.6	1.1	0.5	0.9	2.0	0.0	5.1
DEA5A - Siegen-Wittgenstein	1.1	2.3	1.0	1.9	4.1	0.0	10.4
DEA5B - Soest	1.2	2.5	1.1	2.0	4.4	0.0	11.2
DEA5C - Unna	1.6	3.3	1.5	2.8	6.0	0.0	15.2
DEB - Rheinland-Pfalz	5.0	10.2	4.5	8.5	18.3	0.0	46.5
DEB1 - Koblenz	1.3	2.7	1.2	2.3	4.9	0.0	12.5
DEB11 - Koblenz, Kreisfreie Stadt	0.1	0.2	0.1	0.2	0.4	0.0	0.9
DEB12 - Ahrweiler	0.1	0.2	0.1	0.2	0.4	0.0	1.1
DEB13 - Altenkirchen (Westerwald)	0.1	0.2	0.1	0.2	0.4	0.0	1.1
DEB14 - Bad Kreuznach	0.1	0.3	0.1	0.2	0.5	0.0	1.3
DEB15 - Birkenfeld	0.1	0.2	0.1	0.1	0.3	0.0	0.7
DEB16 - Cochem-Zell	0.1	0.1	0.1	0.1	0.2	0.0	0.5
DEB17 - Mayen-Koblenz	0.2	0.4	0.2	0.3	0.7	0.0	1.8
DEB18 - Neuwied	0.2	0.3	0.1	0.3	0.6	0.0	1.5
DEB19 - Rhein-Hunsrück-Kreis	0.1	0.2	0.1	0.2	0.3	0.0	0.9
DEB1A - Rhein-Lahn-Kreis	0.1	0.2	0.1	0.2	0.4	0.0	1.0
DEB1B - Westerwaldkreis	0.2	0.4	0.2	0.3	0.7	0.0	1.7
DEB2 - Trier	8.1	16.5	7.3	13.8	29.6	0.0	75.3
DEB21 - Trier, Kreisfreie Stadt	1.7	3.4	1.5	2.8	6.0	0.0	15.4
DEB22 - Berncastel-Wittlich	1.8	3.6	1.6	3.0	6.4	0.0	16.3
DEB23 - Eifelkreis Bitburg-Prüm	1.5	3.0	1.3	2.5	5.4	0.0	13.8
DEB24 - Vulkaneifel	1.0	2.0	0.9	1.7	3.5	0.0	9.0
DEB25 - Trier-Saarburg	2.2	4.5	2.0	3.8	8.2	0.0	20.8
DEB3 - Rheinhessen-Pfalz	2.5	5.2	2.3	4.3	9.3	0.0	23.6
DEB31 - Frankenthal (Pfalz), Kreisfreie Stadt	0.1	0.1	0.1	0.1	0.2	0.0	0.5
DEB32 - Kaiserslautern, Kreisfreie Stadt	0.1	0.3	0.1	0.2	0.5	0.0	1.2
DEB33 - Landau in der Pfalz, Kreisfreie Stadt	0.1	0.1	0.0	0.1	0.2	0.0	0.5
DEB34 - Ludwigshafen am Rhein, Kreisfreie Stadt	0.2	0.4	0.2	0.4	0.8	0.0	1.9
DEB35 - Mainz, Kreisfreie Stadt	0.3	0.5	0.2	0.4	0.9	0.0	2.3
DEB36 - Neustadt an der Weinstraße, Kreisfreie Stadt	0.1	0.1	0.1	0.1	0.2	0.0	0.6
DEB37 - Pirmasens, Kreisfreie Stadt	0.1	0.1	0.0	0.1	0.2	0.0	0.5

PUBLISHING OF NEWSPAPERS AND PERIODICALS

Germany Products Forecast (ISIC5813)

SUBSCRIPTIONS AND SALES - GENERAL NEWSPAPERS

2015 Industry Product Sales (Mill. Euros) (Projected)

Region	Employee Size of Establishments						Total
	1-9 Emps.	10-49 Emps.	50-99 Emps.	100-249 Emps.	250+ Emps.	Non-Employer	
DEB38 - Speyer, Kreisfreie Stadt	0.1	0.1	0.1	0.1	0.2	0.0	0.6
DEB39 - Worms, Kreisfreie Stadt	0.1	0.2	0.1	0.2	0.4	0.0	1.0
DEB3A - Zweibrücken, Kreisfreie Stadt	0.0	0.1	0.0	0.1	0.2	0.0	0.4
DEB3B - Alzey-Worms	0.2	0.3	0.1	0.3	0.6	0.0	1.5
DEB3C - Bad Dürkheim	0.2	0.3	0.2	0.3	0.6	0.0	1.6
DEB3D - Donnersbergkreis	0.1	0.2	0.1	0.2	0.4	0.0	0.9
DEB3E - Germersheim	0.2	0.3	0.1	0.3	0.6	0.0	1.5
DEB3F - Kaiserslautern, Landkreis	0.1	0.3	0.1	0.2	0.5	0.0	1.2
DEB3G - Kusel	0.1	0.2	0.1	0.2	0.3	0.0	0.9
DEB3H - Südliche Weinstraße	0.1	0.3	0.1	0.2	0.5	0.0	1.3
DEB3I - Rhein-Pfalz-Kreis	0.2	0.4	0.2	0.3	0.7	0.0	1.7
DEB3J - Mainz-Bingen	0.3	0.5	0.2	0.4	0.9	0.0	2.4
DEB3K - Südwestpfalz	0.1	0.3	0.1	0.2	0.5	0.0	1.2
DEC - Saarland	2.5	5.2	2.3	4.3	9.3	0.0	23.6
DEC0 - Saarland	11.2	22.7	10.0	18.9	40.6	0.0	103.3
DEC01 - Regionalverband Saarbrücken	3.6	7.4	3.3	6.2	13.2	0.0	33.7
DEC02 - Merzig-Wadern	1.1	2.3	1.0	1.9	4.2	0.0	10.6
DEC03 - Neunkirchen	1.5	3.1	1.4	2.6	5.5	0.0	14.0
DEC04 - Saarlouis	2.2	4.5	2.0	3.8	8.1	0.0	20.7
DEC05 - Saarpfalz-Kreis	1.6	3.3	1.5	2.8	5.9	0.0	15.1
DEC06 - St. Wendel	1.0	2.0	0.9	1.7	3.6	0.0	9.2
DED - Sachsen	0.9	1.8	0.8	1.5	3.1	0.0	8.0
DED2 - Dresden	0.3	0.7	0.3	0.6	1.2	0.0	3.1
DED21 - Dresden, Kreisfreie Stadt	0.1	0.2	0.1	0.2	0.4	0.0	1.0
DED2C - Bautzen	0.1	0.1	0.1	0.1	0.2	0.0	0.5
DED2D - Görlitz	0.1	0.1	0.1	0.1	0.2	0.0	0.5
DED2E - Meißen	0.1	0.1	0.1	0.1	0.2	0.0	0.5
DED2F - Sächsische Schweiz-Osterzgebirge	0.1	0.1	0.1	0.1	0.2	0.0	0.5
DED4 - Chemnitz	2.5	5.1	2.2	4.3	9.1	0.0	23.2
DED41 - Chemnitz, Kreisfreie Stadt	0.7	1.4	0.6	1.1	2.5	0.0	6.3
DED42 - Erzgebirgskreis	0.5	0.9	0.4	0.8	1.7	0.0	4.3
DED43 - Mittelsachsen	0.5	0.9	0.4	0.8	1.7	0.0	4.3
DED44 - Vogtlandkreis	0.5	0.9	0.4	0.8	1.7	0.0	4.3
DED45 - Zwickau	0.5	0.9	0.4	0.8	1.7	0.0	4.3
DED5 - Leipzig	10.8	21.9	9.7	18.3	39.2	0.0	99.9
DED51 - Leipzig, Kreisfreie Stadt	3.4	6.9	3.1	5.8	12.4	0.0	31.5
DED52 - Leipzig	3.7	7.6	3.3	6.3	13.6	0.0	34.5
DED53 - Nordsachsen	3.7	7.4	3.3	6.2	13.3	0.0	33.9

PUBLISHING OF NEWSPAPERS AND PERIODICALS

Germany Products Forecast (ISIC5813)

SUBSCRIPTIONS AND SALES - GENERAL NEWSPAPERS

2015 Industry Product Sales (Mill. Euros) (Projected)

Region	Employee Size of Establishments						Total
	1-9 Emps.	10-49 Emps.	50-99 Emps.	100-249 Emps.	250+ Emps.	Non-Employer	
DEE - Sachsen-Anhalt	10.8	21.9	9.7	18.3	39.2	0.0	99.9
DEE0 - Sachsen-Anhalt	3.7	7.5	3.3	6.3	13.5	0.0	34.3
DEE01 - Dessau-Roßlau, Kreisfreie Stadt	0.1	0.3	0.1	0.2	0.5	0.0	1.3
DEE02 - Halle (Saale), Kreisfreie Stadt	0.4	0.7	0.3	0.6	1.3	0.0	3.4
DEE03 - Magdeburg, Kreisfreie Stadt	0.4	0.7	0.3	0.6	1.3	0.0	3.4
DEE04 - Altmarkkreis Salzwedel	0.1	0.3	0.1	0.2	0.5	0.0	1.3
DEE05 - Anhalt-Bitterfeld	0.3	0.6	0.3	0.5	1.0	0.0	2.6
DEE06 - Jerichower Land	0.2	0.3	0.1	0.3	0.6	0.0	1.4
DEE07 - Börde	0.3	0.6	0.3	0.5	1.0	0.0	2.6
DEE08 - Burgenland (DE)	0.3	0.6	0.3	0.5	1.1	0.0	2.9
DEE09 - Harz	0.4	0.7	0.3	0.6	1.3	0.0	3.4
DEE0A - Mansfeld-Südharz	0.2	0.5	0.2	0.4	0.9	0.0	2.2
DEE0B - Saalekreis	0.3	0.6	0.3	0.5	1.1	0.0	2.9
DEE0C - Salzlandkreis	0.3	0.7	0.3	0.6	1.2	0.0	3.1
DEE0D - Stendal	0.2	0.4	0.2	0.3	0.7	0.0	1.8
DEE0E - Wittenberg	0.2	0.4	0.2	0.4	0.8	0.0	2.0
DEF - Schleswig-Holstein	3.7	7.5	3.3	6.3	13.5	0.0	34.3
DEF0 - Schleswig-Holstein	-	-	-	-	-	-	-
DEF01 - Flensburg, Kreisfreie Stadt	-	-	-	-	-	-	-
DEF02 - Kiel, Kreisfreie Stadt	-	-	-	-	-	-	-
DEF03 - Lübeck, Kreisfreie Stadt	-	-	-	-	-	-	-
DEF04 - Neumünster, Kreisfreie Stadt	-	-	-	-	-	-	-
DEF05 - Dithmarschen	-	-	-	-	-	-	-
DEF06 - Herzogtum Lauenburg	-	-	-	-	-	-	-
DEF07 - Nordfriesland	-	-	-	-	-	-	-
DEF08 - Ostholstein	-	-	-	-	-	-	-
DEF09 - Pinneberg	-	-	-	-	-	-	-
DEF0A - Plön	-	-	-	-	-	-	-
DEF0B - Rendsburg-Eckernförde	-	-	-	-	-	-	-
DEF0C - Schleswig-Flensburg	-	-	-	-	-	-	-
DEF0D - Segeberg	-	-	-	-	-	-	-
DEF0E - Steinburg	-	-	-	-	-	-	-
DEF0F - Stormarn	-	-	-	-	-	-	-
DEG - Thüringen	-	-	-	-	-	-	-
DEG0 - Thüringen	-	-	-	-	-	-	-
DEG01 - Erfurt, Kreisfreie Stadt	-	-	-	-	-	-	-
DEG02 - Gera, Kreisfreie Stadt	-	-	-	-	-	-	-

PUBLISHING OF NEWSPAPERS AND PERIODICALS

Germany Products Forecast (ISIC5813)

SUBSCRIPTIONS AND SALES - GENERAL NEWSPAPERS

2015 Industry Product Sales (Mill. Euros) (Projected)

Region	Employee Size of Establishments						Total
	1-9 Emps.	10-49 Emps.	50-99 Emps.	100-249 Emps.	250+ Emps.	Non-Employer	
DEG03 - Jena, Kreisfreie Stadt	-	-	-	-	-	-	-
DEG04 - Suhl, Kreisfreie Stadt	-	-	-	-	-	-	-
DEG05 - Weimar, Kreisfreie Stadt	-	-	-	-	-	-	-
DEG06 - Eichsfeld	-	-	-	-	-	-	-
DEG07 - Nordhausen	-	-	-	-	-	-	-
DEG09 - Unstrut-Hainich-Kreis	-	-	-	-	-	-	-
DEG0A - Kyffhäuserkreis	-	-	-	-	-	-	-
DEG0B - Schmalkalden-Meiningen	-	-	-	-	-	-	-
DEG0C - Gotha	-	-	-	-	-	-	-
DEG0D - Sömmerda	-	-	-	-	-	-	-
DEG0E - Hildburghausen	-	-	-	-	-	-	-
DEG0F - Ilm-Kreis	-	-	-	-	-	-	-
DEG0G - Weimarer Land	-	-	-	-	-	-	-
DEG0H - Sonneberg	-	-	-	-	-	-	-
DEG0I - Saalfeld-Rudolstadt	-	-	-	-	-	-	-
DEG0J - Saale-Holzland-Kreis	-	-	-	-	-	-	-
DEG0K - Saale-Orla-Kreis	-	-	-	-	-	-	-
DEG0L - Greiz	-	-	-	-	-	-	-
DEG0M - Altenburger Land	-	-	-	-	-	-	-
DEG0N - Eisenach, Kreisfreie Stadt	-	-	-	-	-	-	-
DEG0P - Wartburgkreis	-	-	-	-	-	-	-

PUBLISHING OF NEWSPAPERS AND PERIODICALS

Germany Products Forecast (ISIC5813)

SUBSCRIPTIONS AND SALES - GENERAL NEWSPAPERS

Methodology

Perry/Hope Partners' Industry Forecast reports are estimations and projections based on our exclusive economic model that use the following data sources:

- 1) EuroStat (European Commission Statistics Division)
- 2) U.S. Bureau of the Census
- 3) WorldBank
- 4) UNSTATS (United Nations Statistics Division)

The general steps in our economic model are:

- 1) calculate projected enterprises using EuroStat data. Regression analysis is used as well as both longitudinal (historical) and vertical (from industry section to industry division to industry class) analysis.
- 2) calculate estimated establishments (local units) based on enterprise estimates from EuroStat data (step 1) and establishments by employee size of establishments from U.S. Census data.
- 3) calculate estimated establishments (local units) based on enterprise estimates from EuroStat data (step 1), establishments by employee size of establishments from U.S. Census data, and turnover by employee size of establishments from U.S. Census data.
- 4) calculate estimated employment based on enterprise estimates from EuroStat data (step 1), establishments by employee size of establishments from U.S. Census data, and employment by employee size of establishments from U.S. Census data.
- 5) calculate estimated establishments, turnover and employment based on regional enterprise estimates from EuroStat data and national estimates from steps 1 to 4.
- 6) calculate estimated product sales based on average product sales by retail industry estimates from U.S. Census data.

Appendix (Glossary)

ENTERPRISES

The enterprise is the smallest combination of legal units that is an organisational unit producing goods or services, which benefits from a certain degree of autonomy in decision-making, especially for the allocation of its current resources. An enterprise carries out one or more activities at one or more locations. An enterprise may be a sole legal unit.

LOCAL UNITS

The local unit is an enterprise or part thereof (e.g. a workshop, factory, warehouse, office, mine or depot) situated in a geographically identified place. At or from this place economic activity is carried out for which - save for certain exceptions - one or more persons work (even if only part-time) for one and the same enterprise.

PUBLISHING OF NEWSPAPERS AND PERIODICALS

Germany Products Forecast (ISIC5813)

PUBLISHING OF NEWSPAPERS AND PERIODICALS

Germany Products Forecast (ISIC5813)

TURNOVER

Turnover comprises the totals invoiced by the observation unit during the reference period, and this corresponds to market sales of goods or services supplied to third parties.

Turnover includes all duties and taxes on the goods or services invoiced by the unit with the exception of the VAT invoiced by the unit vis-à-vis its customer and other similar deductible taxes directly linked to turnover.

It also includes all other charges (transport, packaging, etc.) passed on to the customer, even if these charges are listed separately in the invoice. Reduction in prices, rebates and discounts as well as the value of returned packing must be deducted.

Income classified as other operating income, financial income and extra-ordinary income in company accounts is excluded from turnover. Operating subsidies received from public authorities or the institutions of the European Union are also excluded.

EMPLOYMENT

Employment is one of the main variable groups covered by structural business statistics. The two main measures used are:

- the number of persons employed and
- the number of employees.

More complex measures are sometimes produced by measuring the number of hours worked or by conversion into full-time equivalent units. In addition some particular categories of employment are measured, such as part-time employment, female employment, self-employment, apprentices, homeworkers and unpaid employment (unpaid family workers and working proprietors).

The European System of Accounts (ESA) defines employment as covering both employees and self-employed persons, who are engaged in some productive activity that falls within the production boundary of the system.

PUBLISHING OF NEWSPAPERS AND PERIODICALS

Germany Products Forecast (ISIC5813)

ISIC (INDUSTRY CODES)

The International Standard Industrial Classification of all Economic Activities (ISIC) of the United Nations is intended to be a standard classification of all productive economic activities. Its main aim is to provide a set of activity categories that can be used when analysing statistics according to such activities. The detailed groups and classes of the ISIC are best suited for classifying the kind of economic activity of establishments.

The ISIC is a classification by activity. The activity carried out by a statistical unit is the type of production in which it engages.

NACE REV. 2

NACE Rev. 2 - Statistical classification of economic activities

In 2002, a major revision of NACE was launched. The Regulation establishing NACE Rev. 2 was adopted in December 2006. It includes provisions for the implementation of NACE Rev. 2 and coordinated transition from NACE Rev. 1.1 to NACE Rev. 2 in various statistical domains. NACE Rev. 2 is to be used, in general, for statistics referring to economic activities performed as from 1 January 2008 onwards.

NUTS REGIONAL CLASSIFICATIONS

NUTS - The statistical classification of regions in the European Union

The NUTS classification is the common statistical classification of territorial units in order to enable collection, compilation and dissemination of harmonized regional statistics of the Union.

PUBLISHING OF NEWSPAPERS AND PERIODICALS

Germany Products Forecast (ISIC5813)

VALUE ADDED

Value added at basic prices is calculated from the production value plus subsidies on products less the purchases of goods and services (other than those purchased for resale in the same condition) plus or minus the change in stocks of raw materials and consumables less other taxes on products which are linked to turnover but not deductible. It represents the value added by the various factor inputs in the operating activities of the unit concerned.

Income and expenditure classified as financial or extra-ordinary in company accounts is excluded from value added.

Value added at basic prices is calculated "gross" because value adjustments (such as depreciation) are not subtracted.

Note: Operating subsidies can be separated into two groups.

i) Subsidies on products are subsidies payable per unit of a good or service. The subsidy may be a specific amount of money per unit of a good or service or it may be calculated ad valorem as a specified percentage of the price per unit. A subsidy on a product usually becomes payable when the good or service is produced, sold or imported, but it may also be payable in other circumstances such as when a good is transferred, leased, delivered or used for own consumption or own capital formation.

ii) Subsidies linked to production are subsidies received by a unit which are not linked to the quantity or the value of goods produced or sold. Notably these subsidies include subsidies on the payroll and workforce, subsidies for environmental protection and grants for interest relief.

Investment subsidies are excluded.

Specific calculation methods are needed for NACE Rev. 1 classes 66.01 and 66.03

Note: Indirect taxes can be separated into three groups.

i) The first comprises VAT and other deductible taxes directly linked to turnover which are excluded from turnover. These taxes are collected in stages by the enterprise and fully borne by the final purchaser.

ii) The second group concerns all other taxes and duties linked to products which are either 1) linked to turnover and not deductible or 2) taxes on products not linked to turnover. Included here are taxes and duties on imports and taxes on the production, export, sale, transfer, leasing or delivery of goods and services or as a result of their use for own consumption or own capital formation.

iii) The third group concerns taxes and duties linked to production. These are compulsory, unrequited payments, in cash or in kind which are levied by general government, or by the Institutions of the European Union, in respect of the production and importation of goods and services, the employment of labour, the ownership or use of land, buildings or other assets used in production irrespective of the quantity or the value of goods and services produced or sold.

PUBLISHING OF NEWSPAPERS AND PERIODICALS

Germany Products Forecast (ISIC5813)

PRODUCTION VALUE

The production value measures the amount actually produced by the unit, based on sales, including changes in stocks and the resale of goods and services.

The production value is defined as turnover, plus or minus the changes in stocks of finished products, work in progress and goods and services purchased for resale, minus the purchases of goods and services for resale, plus capitalised production, plus other operating income (excluding subsidies). Income and expenditure classified as financial or extra-ordinary in company accounts is excluded from production value. Included in purchases of goods and services for resale are the purchases of services purchased in order to be rendered to third parties in the same condition.

Specific calculation methods are needed for NACE Rev. 1 classes 66.01 and 66.03.

Note: Capitalised production includes the own-account production of all goods that are retained by their producers as investment. The latter includes the production of fixed tangible assets (buildings, etc.) as well as intangible assets (development of software, etc.). Capitalised production is unsold production and is valued at production cost. Note that these capital goods are also to be included in investment.

Note: Other operating income is a company accounting heading. The contents of this heading may vary between sectors and over time and as such can not be defined precisely for statistical purposes.